

# HUSABERG FE 501 2013

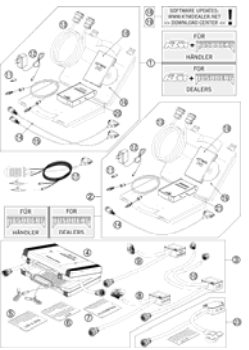
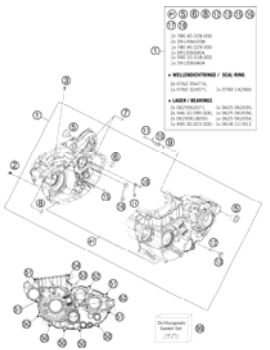
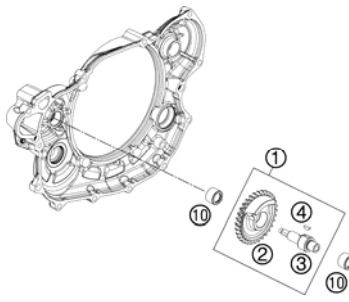

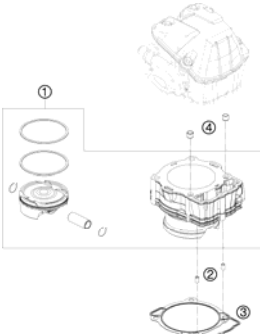
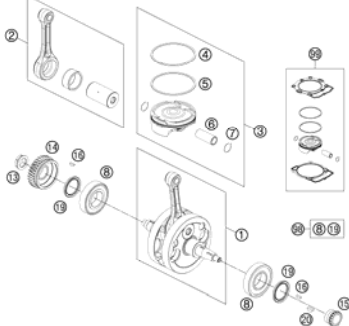
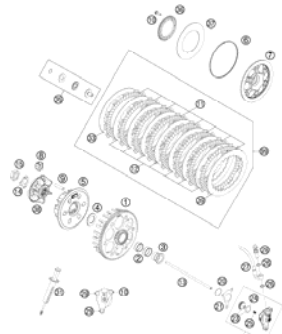
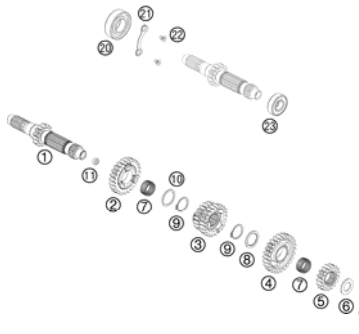


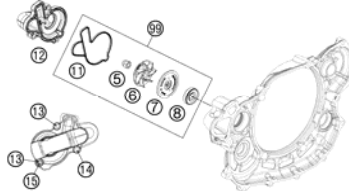
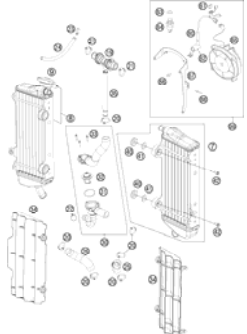
SPARE PARTS MANUAL: ENGINE

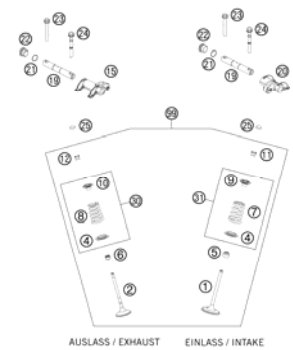
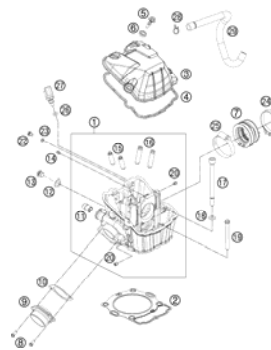

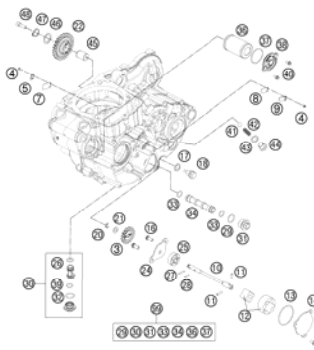
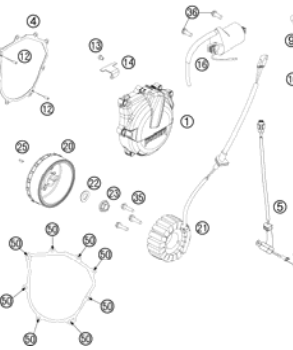

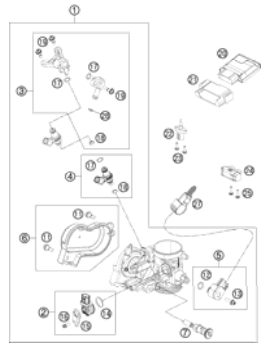

ART.NO.: 3CM08955MEN

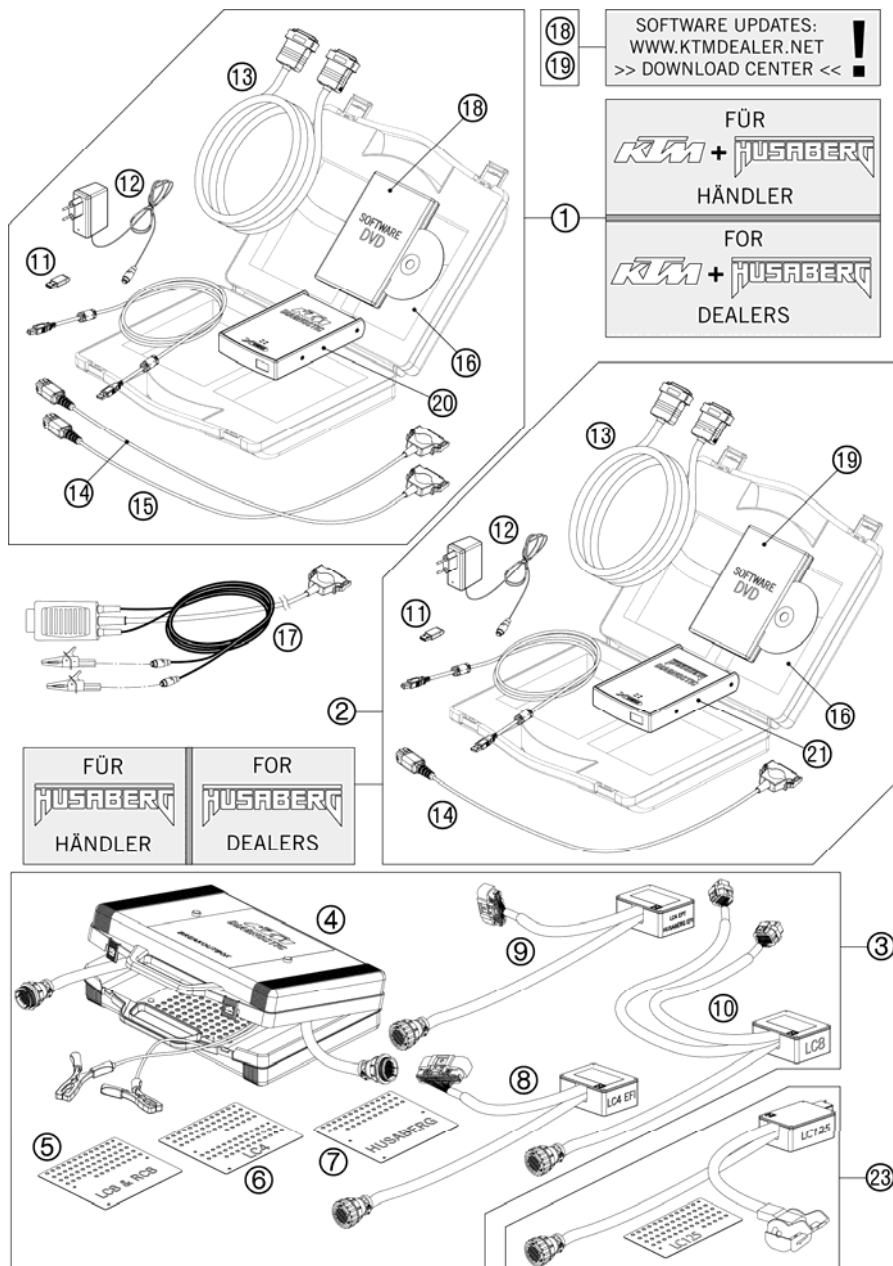
ENGLISH

**HUSABERG**



<p><b>DIAGNOSTIC TOOL</b></p>  <p><b>3</b></p>	<p><b>ENGINE CASE</b></p>  <p><b>4</b></p>	<p><b>BALANCER SHAFT</b></p>  <p><b>5</b></p>	<p><b>CLUTCH COVER</b></p>  <p><b>6</b></p>
<p><b>CYLINDER</b></p>  <p><b>7</b></p>	<p><b>CRANKSHAFT, PISTON</b></p>  <p><b>8</b></p>	<p><b>CLUTCH</b></p>  <p><b>9</b></p>	<p><b>TRANSMISSION I - MAIN SHAFT</b></p>  <p><b>10</b></p>
<p><b>TRANSMISSION II - COUNTERSHAFT</b></p>  <p><b>11</b></p>	<p><b>SHIFTING MECHANISM</b></p>  <p><b>12</b></p>	<p><b>WATER PUMP</b></p>  <p><b>13</b></p>	<p><b>COOLING SYSTEM</b></p>  <p><b>14</b></p>

<p><b>VALVE DRIVE</b></p>  <p style="text-align: right;"><b>15</b></p>	<p><b>CYLINDER HEAD</b></p>  <p style="text-align: right;"><b>17</b></p>	<p><b>TIMING DRIVE</b></p>  <p style="text-align: right;"><b>18</b></p>	<p><b>LUBRICATING SYSTEM</b></p>  <p style="text-align: right;"><b>19</b></p>
<p><b>IGNITION SYSTEM</b></p>  <p style="text-align: right;"><b>21</b></p>	<p><b>ELECTRIC STARTER</b></p>  <p style="text-align: right;"><b>22</b></p>	<p><b>THROTTLE BODY</b></p>  <p style="text-align: right;"><b>23</b></p>	
	<div style="display: flex; align-items: center;">  <p>All information contained is without obligation. KTM-Sportmotorcycle AG particularly reserves the right to modify any equipment, technical specifications, prices, colors, shapes, materials, services, service work, constructions, equipment and the like so as to adapt them to local conditions or to cancel any of the above items, all without previous announcement and without giving reasons. KTM may stop manufacturing certain models without previous notice. KTM shall not be held liable for any deviations of availability and/or ability to deliver, illustrations, descriptions, printing and/or other errors. The illustrated models partly contain extra equipment, which is not applied to standard models. © by KTM-SPORTMOTORCYCLE AG, Mattighofen AUSTRIA; All rights reserved; Reprint, also in extracts, with written allowance of KTM-SPORTMOTORCYCLE AG, Mattighofen only.</p> </div>		



18 SOFTWARE UPDATES:  
WWW.KTMDEALER.NET  
19 >> DOWNLOAD CENTER <<

FÜR  
**KTM + HUSABERG**  
HÄNDLER

---

FOR  
**KTM + HUSABERG**  
DEALERS

FÜR  
**HUSABERG**  
HÄNDLER

FOR  
**HUSABERG**  
DEALERS

FIG	PART NUMBER	DESCRIPTION	QTY
1	00029096200	DIAGNOSTIC TOOL HUSABERG/KTM	1
2	00029096000	DIAGNOSTIC TOOL HUSABERG	1
3	00029095000	BREAKOUT-BOX KPL.	1
4	00029095001	BREAKOUT-BOX	1
5	00029095005	TEMPLATE LC8 / RC8	1
6	00029095006	TEMPLATE LC4	1
7	00029095007	TEMPLATE HUSABERG	1
8	00029095003	ADAPTER LC4 EFI	1
8	00029095010	ADAPTER LC4 KHRS FOR 690 DUKE FROM MY 2012	1
9	00029095004	ADAPTER LC4 EPT/HUSABERG EFI	1
10	00029095002	ADAPTER LC8	1
11	00029096006	DIAGNOSTIC HASP DONGLE XC1	2
12	00029096003	POWERSUPPLY 220V/12V FOR AVL	2
13	00029096002	EXTENSION CABLE	2
14	00029096001	DIAGNOSTIC CABLE HUSABERG	2
15	00029096009	DIAGNOSTIC CABLE KTM	1
16	00029096004	CASE FOR DIAGNOSTIC-TOOL	1
17	00029096010	DIAGN. CABLE EXT. POWER SUPPLY	1
18	00029096007	DVD KTM XC-1 UPDATE V2.0	1
19	00029096008	BASIC SOFTWARE DVD HUSABERG	1
20	00029096011	FRAME XC_1 SCANBOX KTM	1
21	00029096012	FRAME XC_1 SCANBOX HUSABERG	1
23	00029095009	ADAPTER LC125	1

100002920 / C100002920

\* NEW PART

X AS REQUIRED

- #1 5 6 8 12 13 15 16  
17 18
- 2x 780.40.028.000  
 2x 0912060208  
 1x 780.40.029.000  
 1x 0912060404  
 1x 590.33.018.000  
 1x 0912060404
- + WELLENDICHTRINGE / SEAL RING**
- 2x 0760 354774,  
 1x 0760 324571,      1x 0760 142460
- + LAGER / BEARINGS**
- 2x 0625062071,      1x 0625 062035,  
 2x 546.32.095.000,      1x 0625 062036,  
 2x 06250618050,      1x 0625 062054,  
 1x 490.30.023.000,      1x 0618 121912

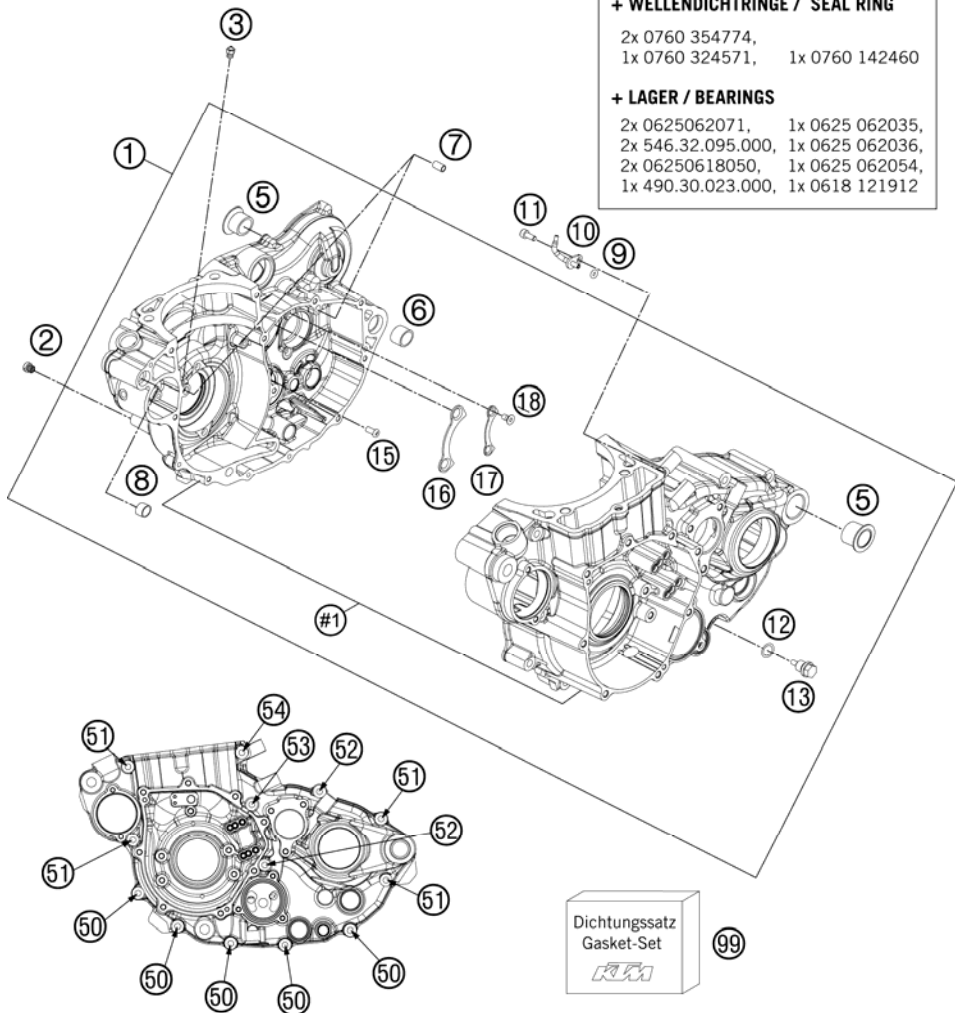


FIG	PART NUMBER	DESCRIPTION	QTY
1	78130000033	ENGINE CASE CPL.	1
2	57031523145	MAIN JET 145	1
3	60030063070	OIL JET 70 M5	1
5	75030010100	CASE BUSH	2
6	54830027000	DOWEL 21X12                      03	1
7	59030023000	DOWEL 6X8X11,5	2
8	51030026100	DOWEL 17 X 13 X 12	1
9	0770035020	O-RING 3,5X2,00 NBR	1
10	81230064000	OIL JET ANGLED 70	1
11	0912040103	AH.SCREW DIN0912-M 4X10	1
12	58038022000	CU-SEAL RING DIN7603-12X18X1,5	1
13	58030021000	OILDRAIN PLUG W.MAG. M 12X1,5	1
15	0018050103	INT. TORX OVAL HEAD M 5X10 8.8	1
16	78033032000	TAB WASHER BEARING MAIN SHAFT	1
17	78033132000	TAB WASHER BEARING COUNT.SHAFT	1
18	0019050106	INT. TORX FLAT HEAD M5X10 10.9	4
50	0025060406	HH COLLAR SCREW M6X40      TX30	5
51	0025060606	HH COLLAR SCREW M6X60      TX30	4
52	0025060756	HH COLLAR SCREW M6X75      TX30	2
53	0025060806	HH COLLAR SCREW M6X80      TX30	1
54	0025060856	HH COLLAR SCREW M6X85      TX30	1
99	78130099000	GASKET SET 450/500 EXC      12	1

127813010 / C127813010

\* NEW PART

X AS REQUIRED



# BALANCER SHAFT

HUSABERG FE 501 2013

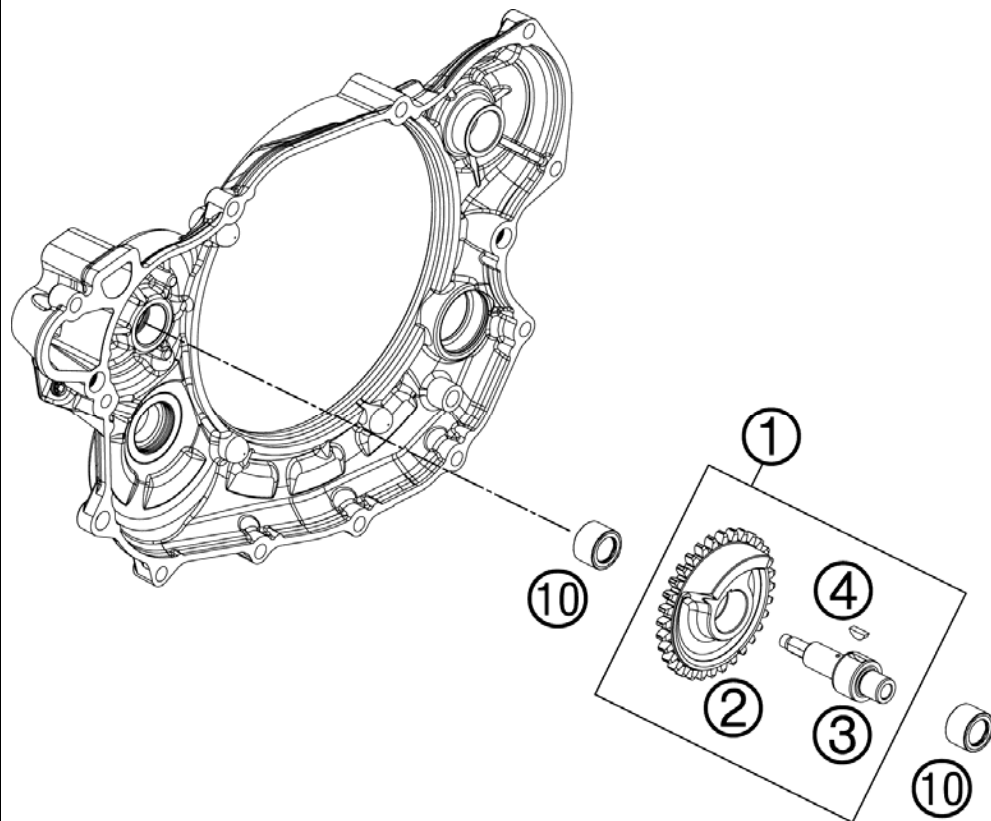


FIG	PART NUMBER	DESCRIPTION	QTY
1	78130056100	BALANCE SHAFT	1
2	78130056132	BALANCE SHAFT GEAR	1
3	78130056101	BALANCE SHAFT	1
4	0888030037	WOODRUFF KEY DIN6888-3X3,7	1
10	0618121912	NEEDLE BUSH NK1212	2

137893030 / C137893030

\* NEW PART

X AS REQUIRED

# CLUTCH COVER

HUSABERG FE 501 2013

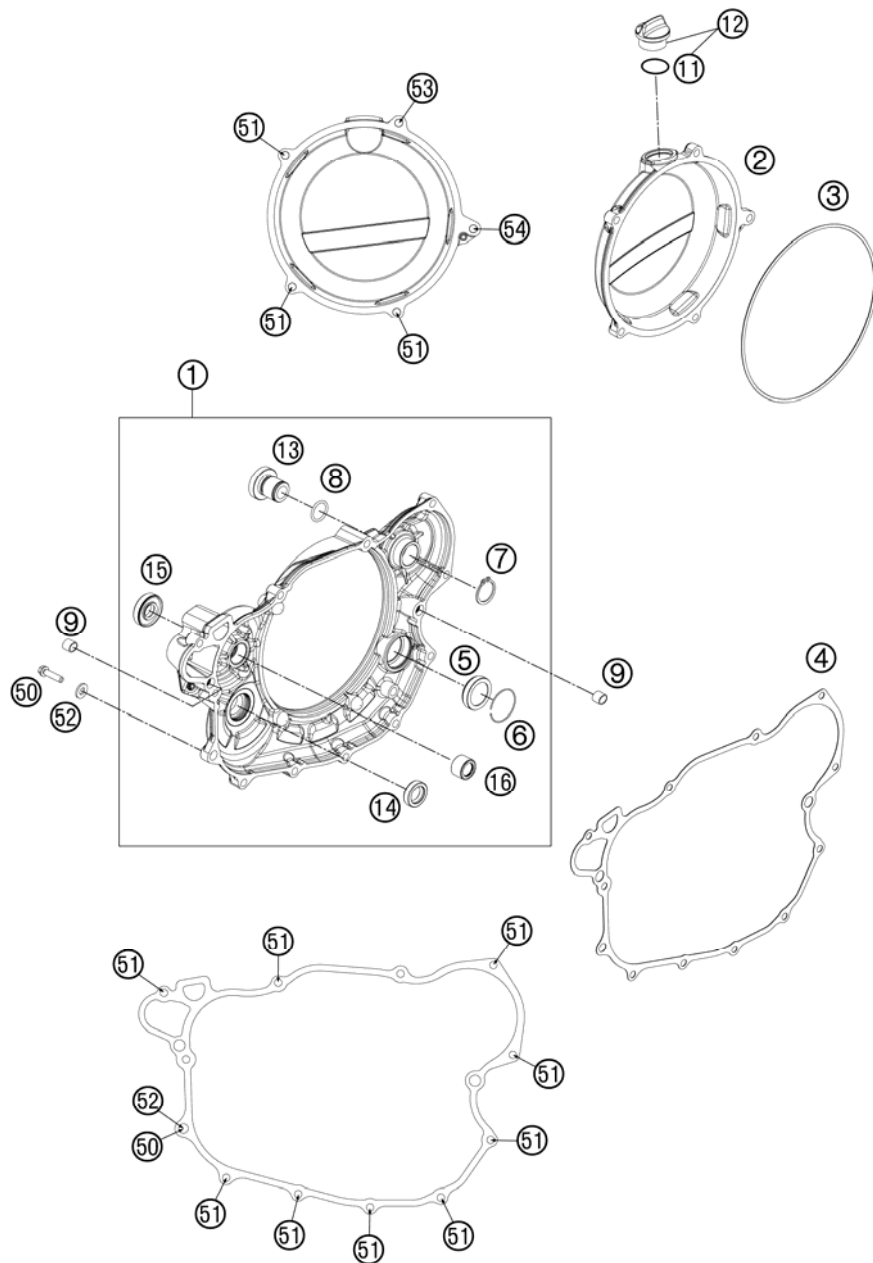


FIG	PART NUMBER	DESCRIPTION	QTY
1	78130001244	CLUTCH COVER CPL.	1
2	7813012600089	OUTER CLUTCH COVER	1
3	78130027000	GASKET - CLUTCH OUTER COVER	1
4	78130025000	CLUTCH COVER GASKET	1
5	78030095100	OIL LEVEL GLASS VITON	1
6	61030019050	CIRCLIP OIL LEVEL GLASS 03	1
7	0471190120	CIRCLIP DIN0471-19X1,2	1
8	0770160021	O-RING 16,00X2,00 VITON	1
9	49030090000	DOWEL 9,8 X 7 X 10	2
11	0770191015	O-RING 19,00X3,00 NBR	1
12	58030120000	OIL FILLER CAP M24x3 WITH O-R	1
13	83033056000	KICK-STARTER PLUG	1
14	0760142472	SHAFT SEAL RING 14X24X7 VITON	1
15	0760123073	SHAFT SEAL RING 12X30X7 PTFE	1
16	0618121912	NEEDLE BUSH NK1212	1
50	78030080000	LOCATING SCREW	1
51	0025060256	HH COLLAR SCREW M6X25 TX30	12
52	58030081000	CU-SEAL RING 8 X 14 X 3	1
53	0025060556	HH COLLAR SCREW M6X55 TX30	1
54	0025060606	HH COLLAR SCREW M6X60 TX30	1

138133021 / C138133021

\* NEW PART

X AS REQUIRED



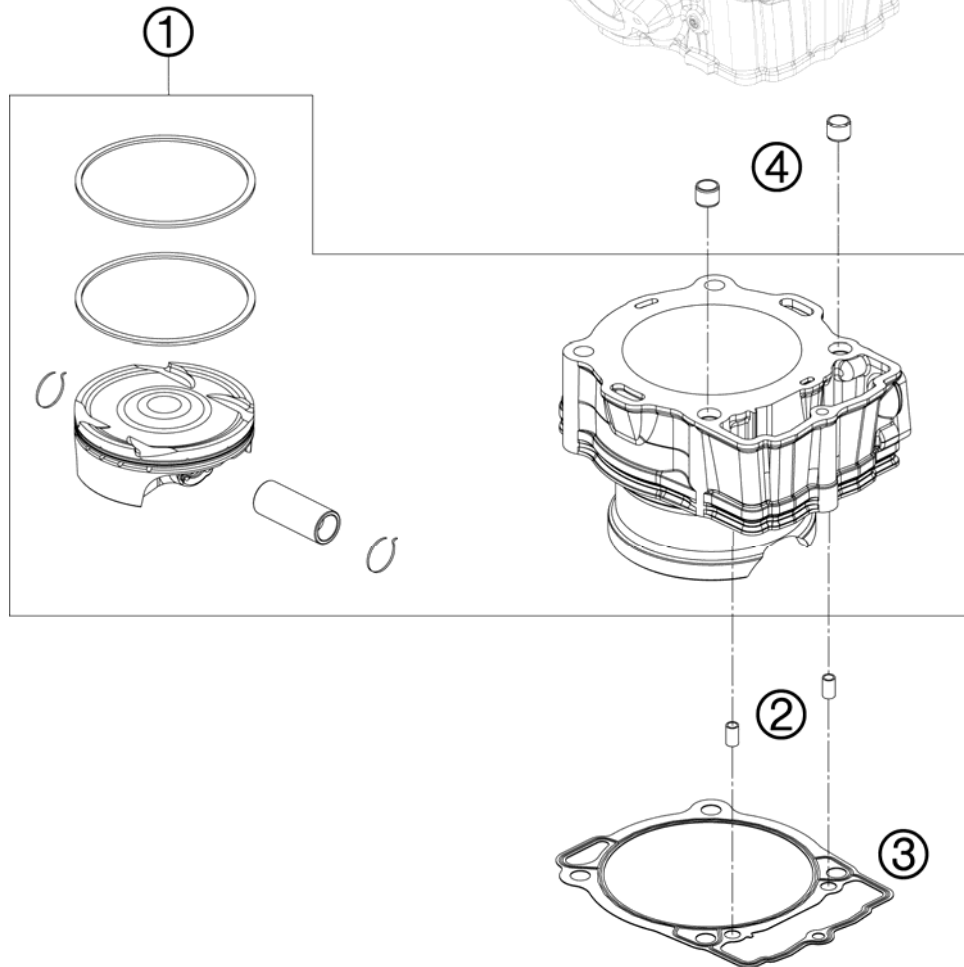
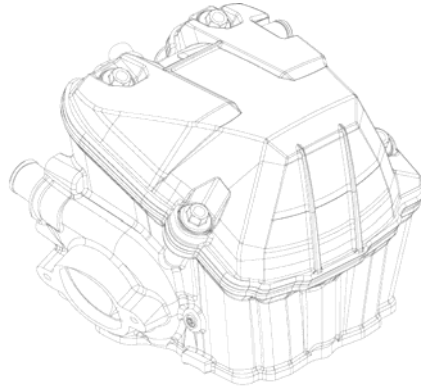


FIG	PART NUMBER	DESCRIPTION	QTY
1	78730038100	CYLINDER + PISTON CPL.	1
2	59030023000	DOWEL 6X8X11,5	2
3	78030035000	CYLINDER BASE GASKET	1
4	58530014000	DOWEL 10,2X12,5X10 2001	2

127873040 / C138133041

\* NEW PART

X AS REQUIRED

# CRANKSHAFT, PISTON

HUSABERG FE 501 2013

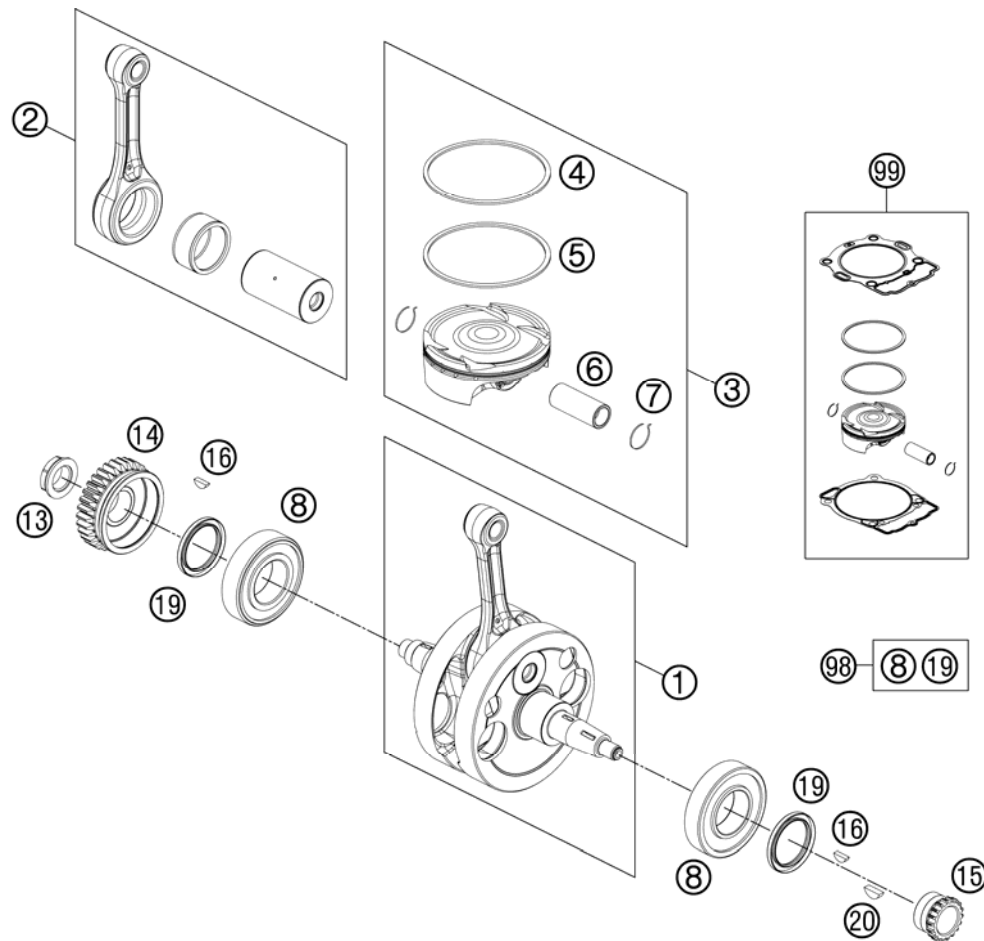


FIG	PART NUMBER	DESCRIPTION	QTY
1	78730018000	CRANKSHAFT CPL.	1
2	78730015044	CON. ROD. REP. KIT	1
3	78730007100 I	PISTON I D=95MM	1
3	78730007100 II	PISTON II D=95MM	1
4	78130030000	COMPRESSION RING	1
5	78130032100	PISTONRING	1
6	78130033000	PISTON PIN	1
7	77330074000	CIRCLIP	2
8	0625062071	BALL BEARING 6207 TM-SX07E 39	2
13	78030029200	NUT PRIMARY WHEEL M20X1,5	1
14	78132000032	PRIMARY GEAR	1
15	78036014200	TIMING GEAR 18T.	1
16	0888030037	WOODRUFF KEY DIN6888-3X3,7	2
19	0760354774	SHAFT SEAL RING 35X47X7 VITON	2
20	0888030050	WOODRUFF KEY DIN6888-3X5X13	1
98	00050002308	CRANKSHAFT REP. KIT 450/500	x
99	00050000211	PISTON KIT GR. I 500 EXC 12	x
99	00050000212	PISTON KIT GR. II 500 EXC 12	x

127873060 / C138133061

\* NEW PART

X AS REQUIRED



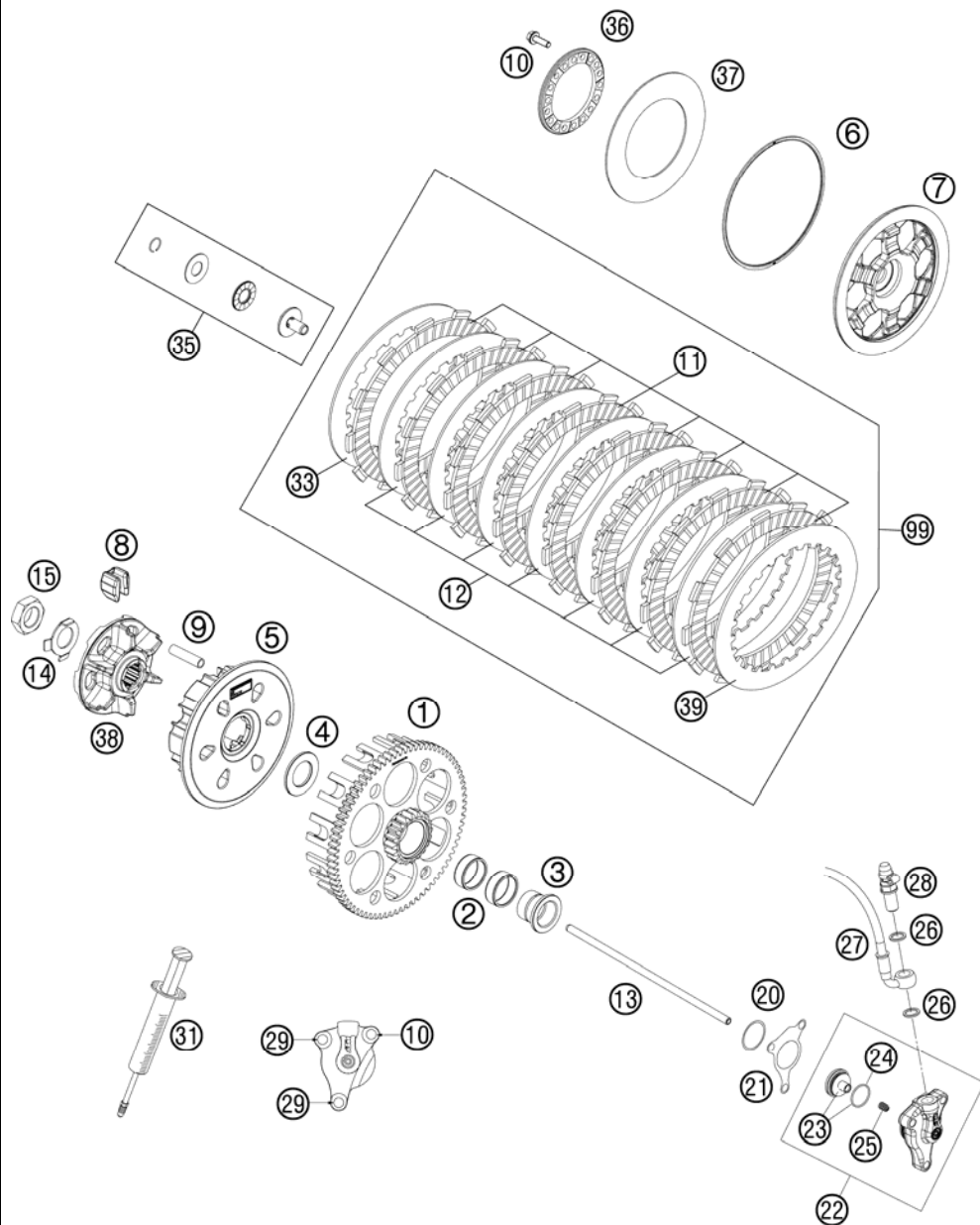


FIG	PART NUMBER	DESCRIPTION	QTY
1	78132001076	CLUTCH CAGE	1
2	0405252910	NEEDLE BEAR K 25X29X10	2
3	78132015100	COLLARSLEEVE	1
4	77232009100	WASHER 21,8 X 37 X 3	1
5	78132002008	INNER CLUTCH HUB	1
6	78132013000	WASHER 112X118X1,5	1
7	78132003000	PRESSURE PLATE	1
8	78132025100	DAMPING RUBBER	6
9	78132004000	SLEEVE 7,5X33,4	6
10	0025050166	HH COLLAR SCREW M5X16 TX30	6
11	59032011100	LINING DISC 2MM 04	8
12	59032010200	INTERMEDIATE DISC 1,4MM 2002	7
13	78132054100	PUSH ROD	1
14	78132018000	TAB WASHER	1
15	0936181505	HEXAGON NUT DIN0936-M18X1,5 R.	1
20	0770300015	O-RING 30,00X1,50 NBR 70	1
21	59032065000	GASKET FOR SLAVE CYLINDER	1
22	54832061044	OUTPUT CYLINDER CPL. 06	1
23	54832066000	PISTON CPL.	1
24	54832067000	O-RING	1
25	54832069000	PRESSURE SPRING	1
26	0603100141	COPPER GASKET DIN7603-10X14X1	2
27	78132063000	CLUTCH PIPE	1
28	62513020000	BLEEDER SCREW CPL. 05	1
29	0025060206	HH COLLAR SCREW M6X20 TX30	2
31	50329050000	VENT INJEKTION HYDR. CLUTCH	1
33	59032010100	INTERMEDIATE DISC 1MM 2002	1
35	78132057044	PRESSURE PIECE CPL.	1
36	78132006100	SPRING RING	1
37	78132005000	BELLEVILLE SPRING 71X115X1,5 I	1
38	78132002111	HUB	1
39	78932010000	INTERMEDIATE DISC 1,2MM	1
99	78932010033	CLUTCH DISC KIT	1

137893210 / C137893210

\* NEW PART

X AS REQUIRED

# TRANSMISSION I - MAIN SHAFT

HUSABERG FE 501 2013

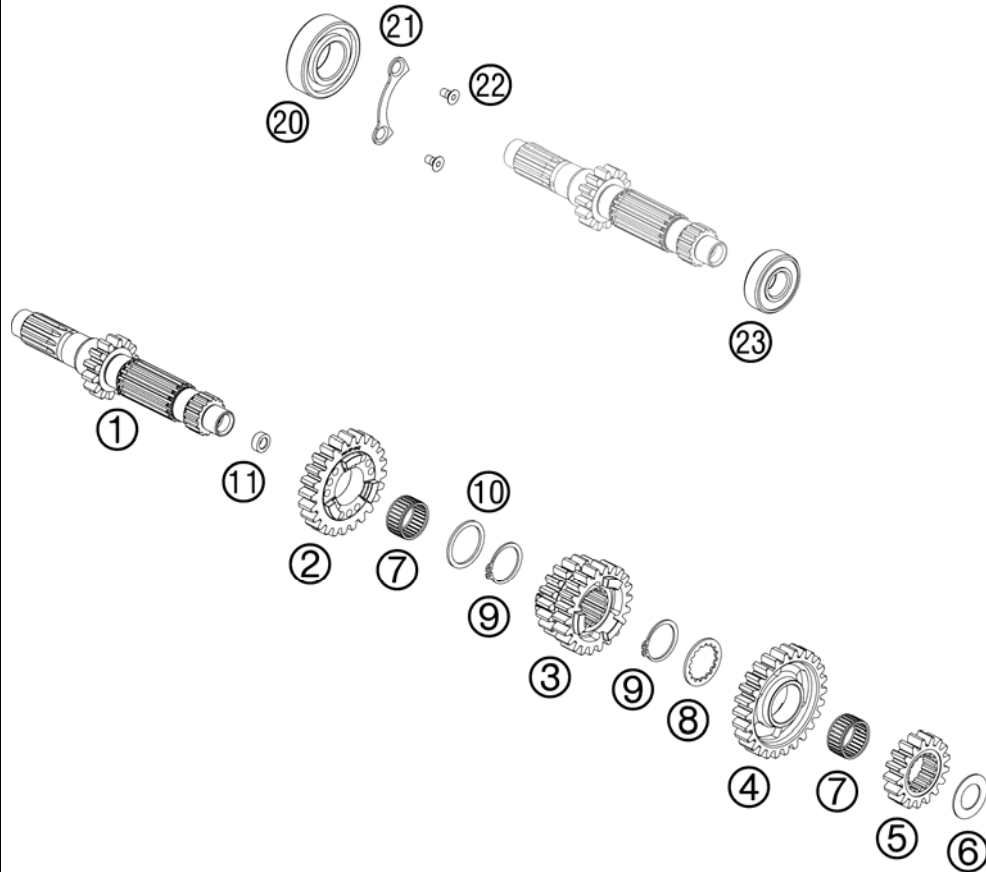


FIG	PART NUMBER	DESCRIPTION	QTY
1	78133001050	MAIN SHAFT 14 T.	1
2	78033005100	IDLER GEAR 5. GEAR	1
3	78033003000	SLIDING GEAR 3/4 G. 08	1
4	78033006100	IDLER GEAR 6. GEAR	1
5	78033002000	SOLID GEAR 2.G. 08	1
6	56033030000	STOP DISC 17,2X30X1	1
7	0405222613	NEEDLE BEAR. K 22X26X13 TN	2
8	78033033000	STOP DISK 23 X 32 X 1,5	1
9	0471250120	CIRCLIP DIN0471-25X1,2	2
10	78033031000	STOP DISK 26 X 32 X 1,5	1
11	78033001110	BUSHING	1
20	0625062054	BALL BEARING 6205 C3 NTN	1
21	78033032000	TAB WASHER BEARING MAIN SHAFT	1
22	0019050106	INT. TORX FLAT HEAD M5X10 10.9	2
23	0625062036	BALL BEARING 6203 RSH C3	1

127813330 / C127813330

\* NEW PART

X AS REQUIRED

# TRANSMISSION II - COUNTERSHAFT

HUSABERG FE 501 2013

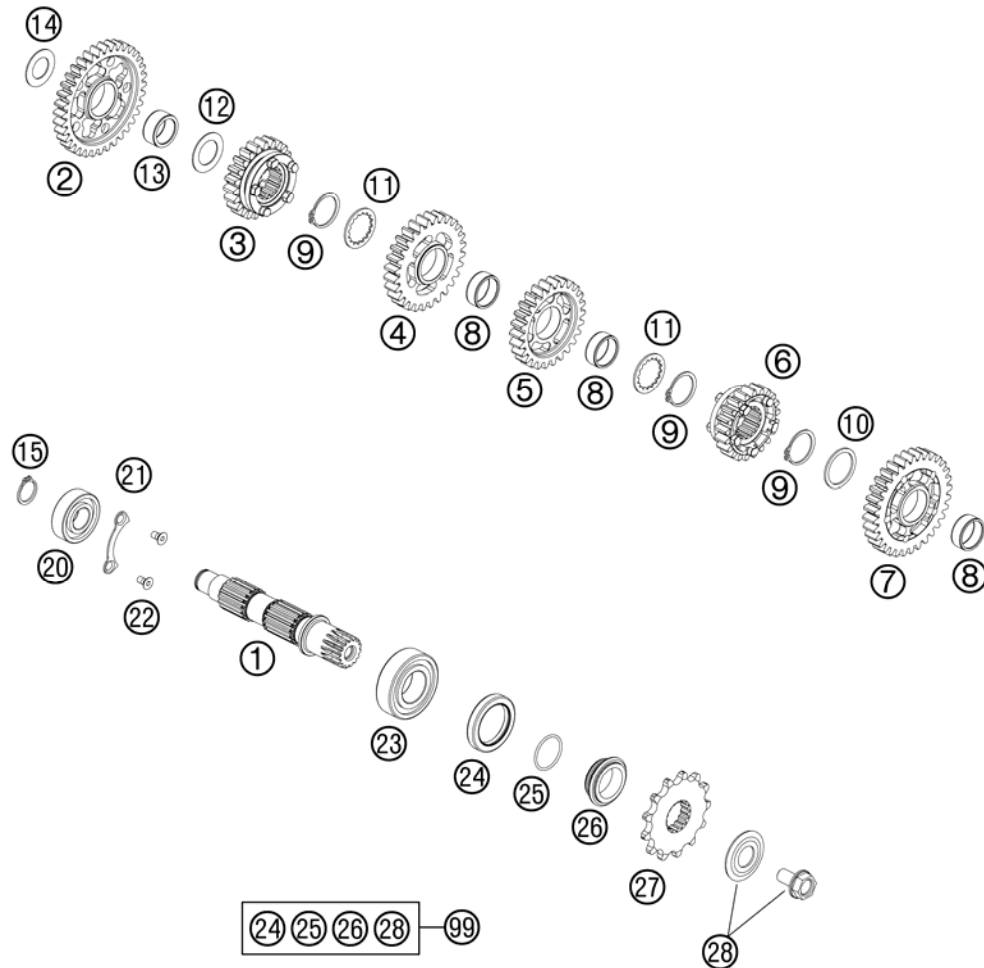


FIG	PART NUMBER	DESCRIPTION	QTY	
1	7803301000	COUNTERSHAFT	08	1
2	7803301100	IDLER GEAR 1. GEAR		1
3	7803301500	SLIDING GEAR 5.G.	08	1
4	7803301300	IDLER GEAR 3.G.	08	1
5	7803301400	IDLER GEAR 4.G.	08	1
6	7803301600	SLIDING GEAR 6.G.	08	1
7	78033012100	IDLER GEAR 2. GEAR		1
8	0405222611	NEEDLE BEAR.K 22X26X10 DIVIDED		3
9	0471250120	CIRCLIP DIN0471-25X1,2		3
10	78033031000	STOP DISK 26 X 32 X 1,5		1
11	78033033000	STOP DISK 23 X 32 X 1,5		2
12	59033080000	SHIM 20X32X1		1
13	0405202612	NEEDLE BEARING K 20X26X12		1
14	56033030000	STOP DISC 17,2X30X1		1
15	0471170015	CIRCLIP DIN 0471-17X1, 5		1
20	0625062035	BALL BEARING 6203 JR2 C3		1
21	78033132000	TAB WASHER BEARING COUNT.SHAFT		1
22	0019050106	INT. TORX FLAT HEAD M5X10 10.9		2
23	49030023000	CYL.ROLL BEARING NJ205		1
24	0760324571	SHAFT SEAL RING 32X45X7 BSLNBR		1
25	0770020220	O-RING 25,12X1,78 NBR70		1
26	78133014000	SPACER SLEEVE COUNTER		1
27	50033029013	FRONT SPROCKET 13-T		x
27	50033029014	FRONT SPROCKET 14-T		x
27	50033029015	FRONT SPROCKET 15-T		x
28	59033034044	SCREW 10.9+SPRING WASHER		1
99	00050000941	COUNTER SHAFT REP.KIT 4 STROKE		x

127813360 / C127813360

\* NEW PART

X AS REQUIRED



# SHIFTING MECHANISM

HUSABERG FE 501 2013

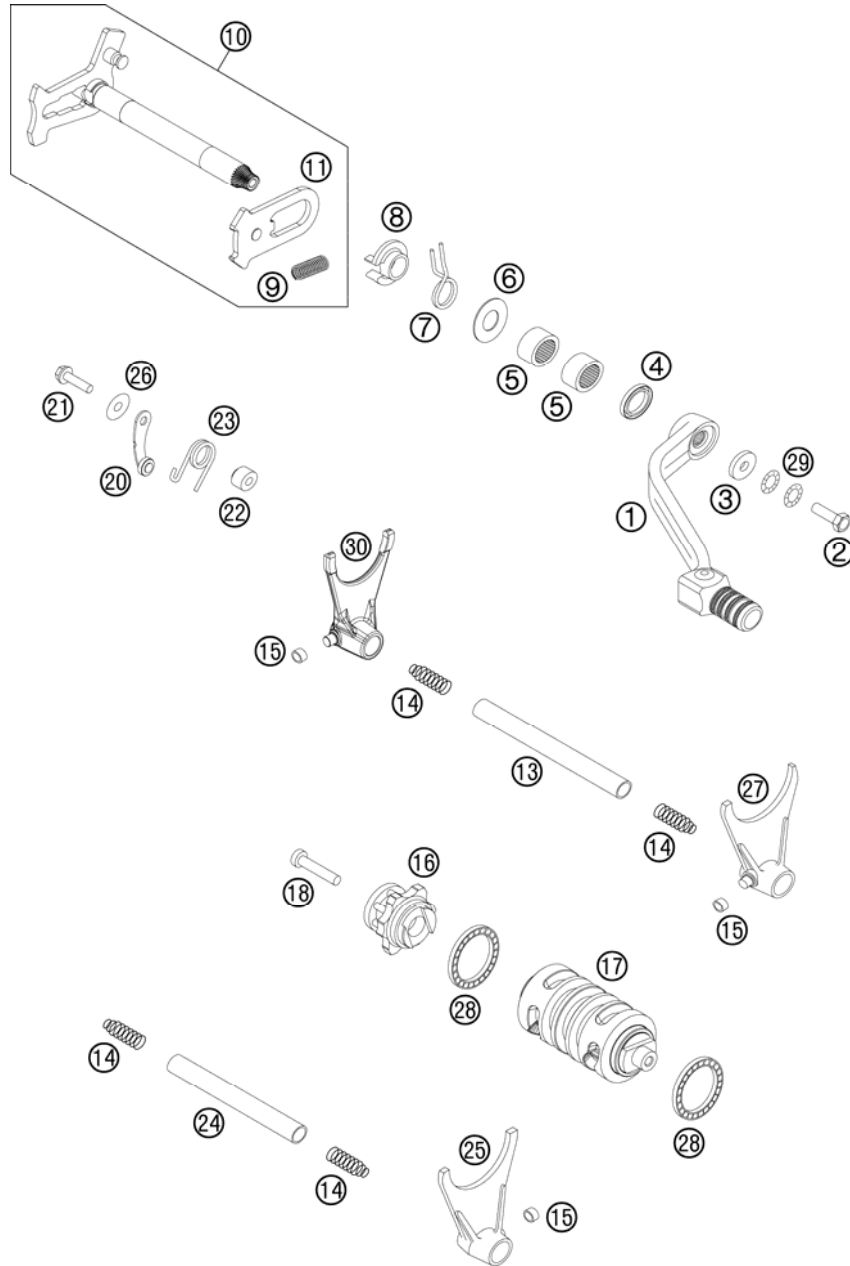


FIG	PART NUMBER	DESCRIPTION	QTY
1	59034031000	SHIFT LEVER CPL.RACING 2000	1
2	59009062016	SPECIAL SCREW M6X16 WS=8 10.9	1
3	50232050001	STEEL WASHER 6,4X17X3	1
4	0760142460	SHAFT SEAL RING 14X24X6 B	1
5	54632095000	NEEDLE BEAR.HK 1412 14X20X12	2
6	54634050000	STOP DISK 14X30X1	1
7	54634014100	RETURN SPRING 2,2MM '95	1
8	54634020000	SPRING GUIDE	1
9	56534013100	TENSIONING SPRING 0,8MM	1
10	78034005044	SHIFT SHAFT CPL.	1
11	54634008044	SLIDING PLATE CPL.	1
13	78034020000	SHIFT RAIL 11,8X101,5	1
14	58038023200	PRESSURE SPRING 0,9MM	4
15	50334018100	SHIFTING ROLLER 6X8X5,2	3
16	78134015044	SHIFT DRUM LOCATING ALU CPL.	1
17	78034012000	SHIFT ROLLER	1
18	0912060303	AH SCREW DIN0912-M 6X30	1
20	78134024044	LOCKING LEVER CPL.	1
21	0025050206	HH COLLAR SCREW M5X20 TX30	1
22	54634052300	SLEEVE FOR LOCKING LEVER	1
23	60034023000	ARRESTING LEVER SPRING 03	1
24	78034019000	SHIFT RAIL 11,8X85	1
25	59034001000	SHIFT FORK 5./6.GEAR 2000	1
26	0021050003	WASHER DIN9021-A 5,3	1
27	59034002000	SHIFT FORK 2./4.GEAR 2000	1
28	0625618050	BALL BEARING 61805 C3	2
29	50233041000	PAIR OF WASHERS M 6 NORDLOCK	1
30	78034003000	SHIFTING FORK 1ST/3RD GEAR	1

127813410 / C138133410

\* NEW PART

X AS REQUIRED



# WATER PUMP

HUSABERG FE 501 2013

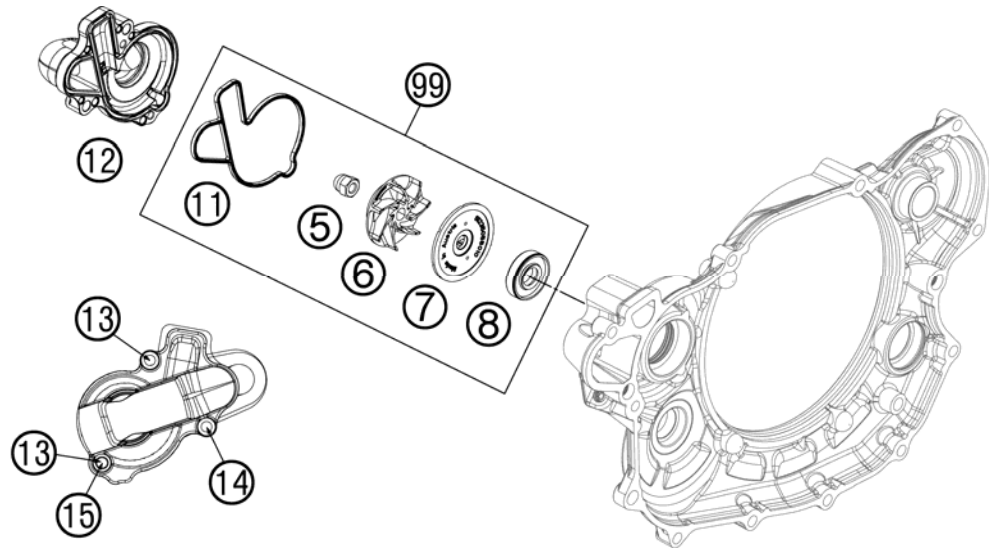


FIG	PART NUMBER	DESCRIPTION	QTY
5	61230045000	CAP NUT M6 STAINLESS STEEL	1
6	81235055020	WATER PUMP ROTOR	1
7	81235055110	DISC WATER PUMP	1
8	0760123073	SHAFT SEAL RING 12X30X7 PTFE	1
11	78135053000	WATER-PUMP GASKET	1
12	78135052000	WATER PUMP COVER CPL.	1
13	0025060256	HH COLLAR SCREW M6X25 TX30	2
14	0025060656	HH COLLAR SCREW M6X65 TX30	1
15	0603061001	CU-SEAL RING DIN7603-6X10X1	1
99	81235055015	WATER PUMP REP. KIT 12-13	x

127813510 / C127813510

\* NEW PART

X AS REQUIRED



# COOLING SYSTEM

HUSABERG FE 501 2013

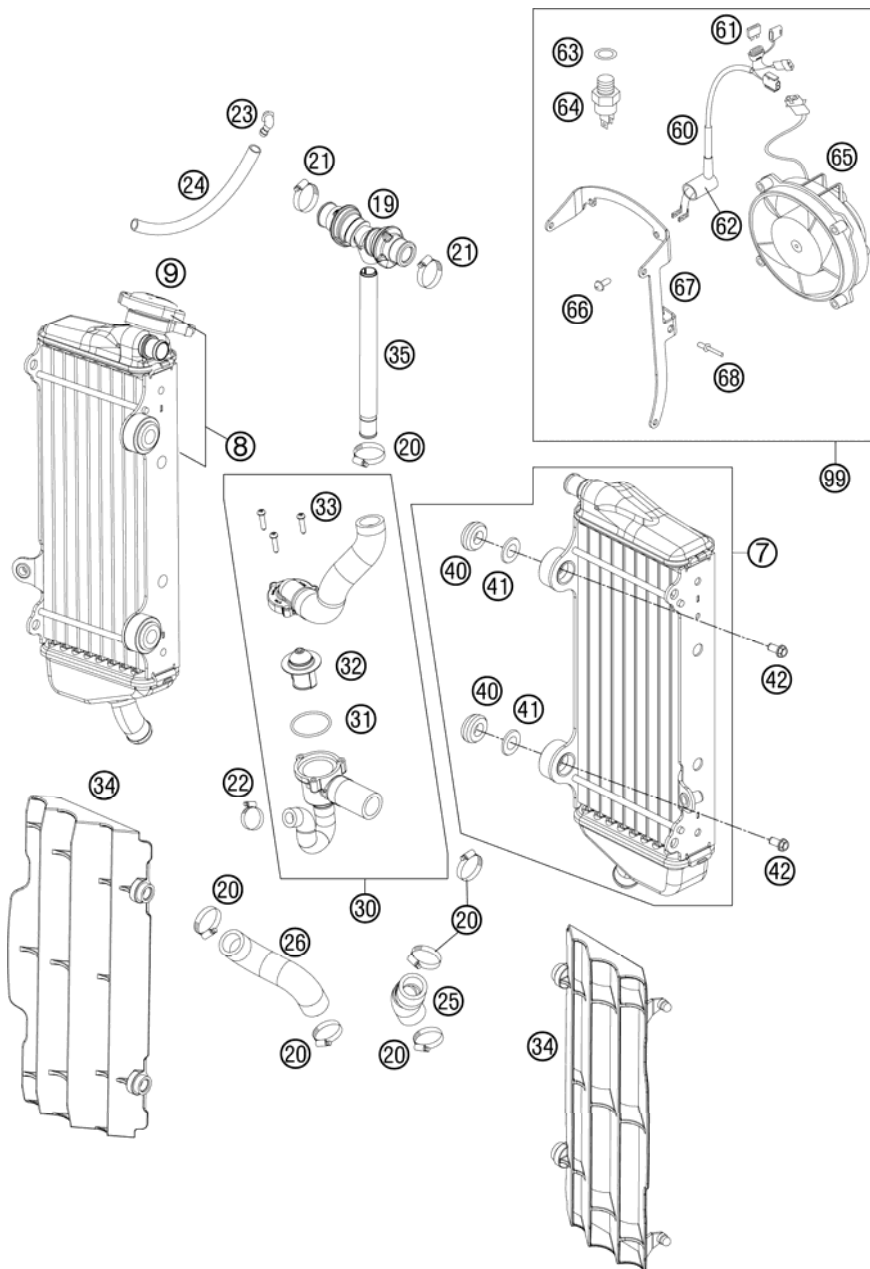


FIG	PART NUMBER	DESCRIPTION	QTY
7	77035007300	RADIATOR L/S "55623U" 12	1
8	78035008200	RADIATOR R/S "65061U" 12	1
9	77335016000	RADIATOR CAP SMALL 1,8 BAR	1
19	77235071044	Y-CONNECOTOR CPL.	1
20	10001020000	HOSE CLAMP GEMI 16-27	5
21	42013037400	HOSE CLAMP NORMA 12/24	2
22	58335099000	HOSE CLAMP GEMI 10-16	1
23	50303089000	ANGLE PIECE '97	1
24	50335030001	PVC-HOSE 6X9	x
25	78135025000	RADIATOR HOSE L/S 2012	1
26	78135027000	RADIATOR HOSE R/S 2012	1
30	78135026033	RADIATORHOSE CPL. THERM.70°C	1
31	0770320020	O-RING 32,00X2,00	1
32	59435017000	THERMOSTAT 70 DEGREE 04	1
33	0016040183	SCREW FOR PLASTIC D=4X18	3
34	7733503400004	RADIATOR PROTECTION L/S+R/S SX	x
34	7733503400030	RADIATOR PROTECTION BLACK 07	2
35	77235073000	HOSE CONNECTOR L=172,5	1
40	41001052000	RUBBER SLEEVE D=12MM	4
41	77335001000	WASHER FOR RADIATOR 08	4
42	0023060123	COLLAR SCREW M6X12 TX	4
60	59011079100	FAN WIRING HARNESS	1
61	58011109105	FUSE 5 A 2003	1
62	58311096000	PROTECTION CAP THERMOSWITCH	1
63	0603142015	ALU SEALRING DIN7603-14X20X1,5	1
64	78035045000	THERMOSWITCH 95-100 DG	1
65	58435041000	FAN CPL. 12V LC4 2000	1
66	0081050181	SCREW FOR PLASTIC K50X18 T20	3
67	81235943000	FAN SUPPORT	1
68	0011400800	RIVET 4,0X 8 ALU	3
99	81235941044	FAN KIT COMPLETE	1

127813530 / C127813530

\* NEW PART

X AS REQUIRED



# VALVE DRIVE

HUSABERG FE 501 2013

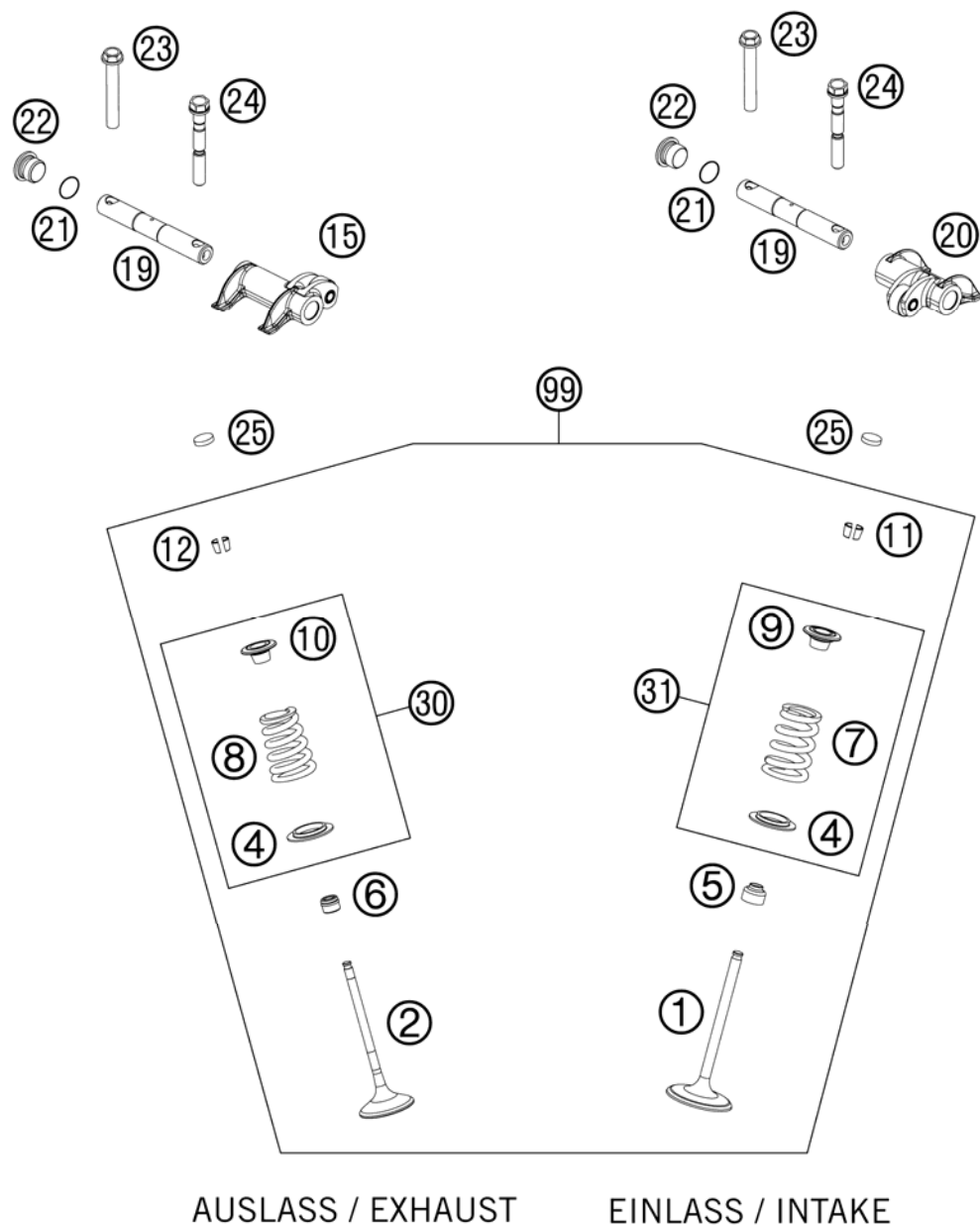


FIG	PART NUMBER	DESCRIPTION	QTY
1	78036030000	INTAKE VALVE	2
2	78036031000	EXHAUST VALVE	2
4	78036136000	VALVE SPRING HOLDER EXHAUST	4
5	59036027000	VALVE-STEM SEALING RACING	2
6	77036027000	VALVE-STEM SEALING 05	2
7	78036028000	VALVE SPRING INTAKE	2
8	78036029000	VALVE SPRING EXHAUST	2
9	78036132200	VALVE SPRING RETAINER INTAKE	2
10	78036032200	VALVE SPRING RETAINER EXHAUST	2
11	78036033000	VALVE COLLET LK 6H	4
12	77036033000	VALVE COLLET 05	4
15	78036061044	ROCKER ARM EXHAUST CPL.	1
19	78036056200	ROCKER ARM SHAFT	2
20	78036060044	ROCKER ARM INTAKE CPL.	1
21	0770110015	O-RING 1,5x11 SILICON	2
22	78036081000	HOLDING BOLT M14X1,5	2
23	77036080000	SPECIAL SCREW M7X40 WS10	2
24	78036080000	FIT BOLT M7X1X55	2
25	60036035200	SHIM D=10/2,00 03	X
25	60036035205	SHIM D=10/2,05 03	X
25	60036035210	SHIM D=10/2,10 03	X
25	60036035215	SHIM D=10/2,15 03	X
25	60036035220	SHIM D=10/2,20 03	X
25	60036035225	SHIM D=10/2,25 03	X
25	60036035230	SHIM D=10/2,30 03	X
25	60036035235	SHIM D=10/2,35 03	X
25	60036035240	SHIM D=10/2,40 03	X
25	60036035245	SHIM D=10/2,45 03	X
25	60036035250	SHIM D=10/2,50 03	X
25	60036035255	SHIM D=10/2,55 03	X
25	60036035260	SHIM D=10/2,60 03	X
25	60036035310	SHIM D=10/3,10 03	X
25	60036035315	SHIM D=10/3,15 03	X
25	60036035320	SHIM D=10/3,20 03	X
25	60036035330	SHIM D=10/3,3 03	X

127813610 / C127813610

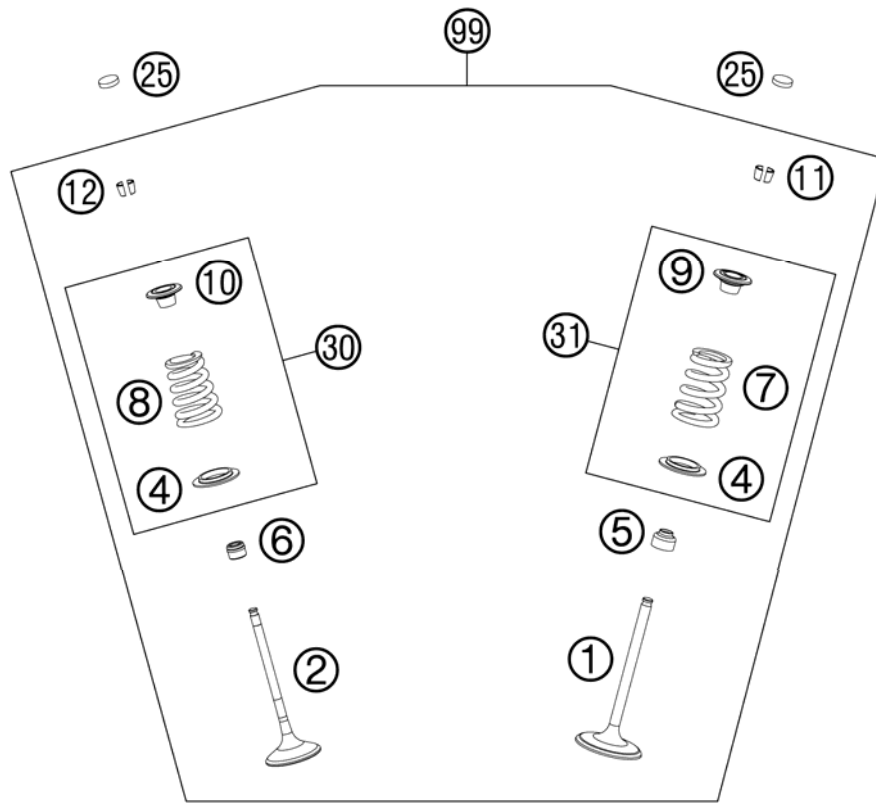
\* NEW PART

X AS REQUIRED



# VALVE DRIVE

HUSABERG FE 501 2013



AUSLASS / EXHAUST

EINLASS / INTAKE

FIG	PART NUMBER	DESCRIPTION	QTY
25	60036035265	SHIM D=10/2,65	03 X
25	60036035270	SHIM D=10/2,70	03 X
25	60036035275	SHIM D=10/2,75	03 X
25	60036035280	SHIM D=10/2,80	03 X
25	60036035285	SHIM D=10/2,85	03 X
25	60036035290	SHIM D=10/2,90	03 X
25	60036035295	SHIM D=10/2,95	03 X
25	60036035300	SHIM D=10/3,00	03 X
25	60036035305	SHIM D=10/3,05	03 X
30	78036029144	VALVE SPR.-KIT EX. 450-503 09	2
31	78036028144	VALVE SPR.-KIT INT. 450-530 09	2
99	78036030010	VALVE KIT 450/530 EXC/R 08-12	X

127813610 / C127813610

\* NEW PART

X AS REQUIRED



# CYLINDER HEAD

HUSABERG FE 501 2013

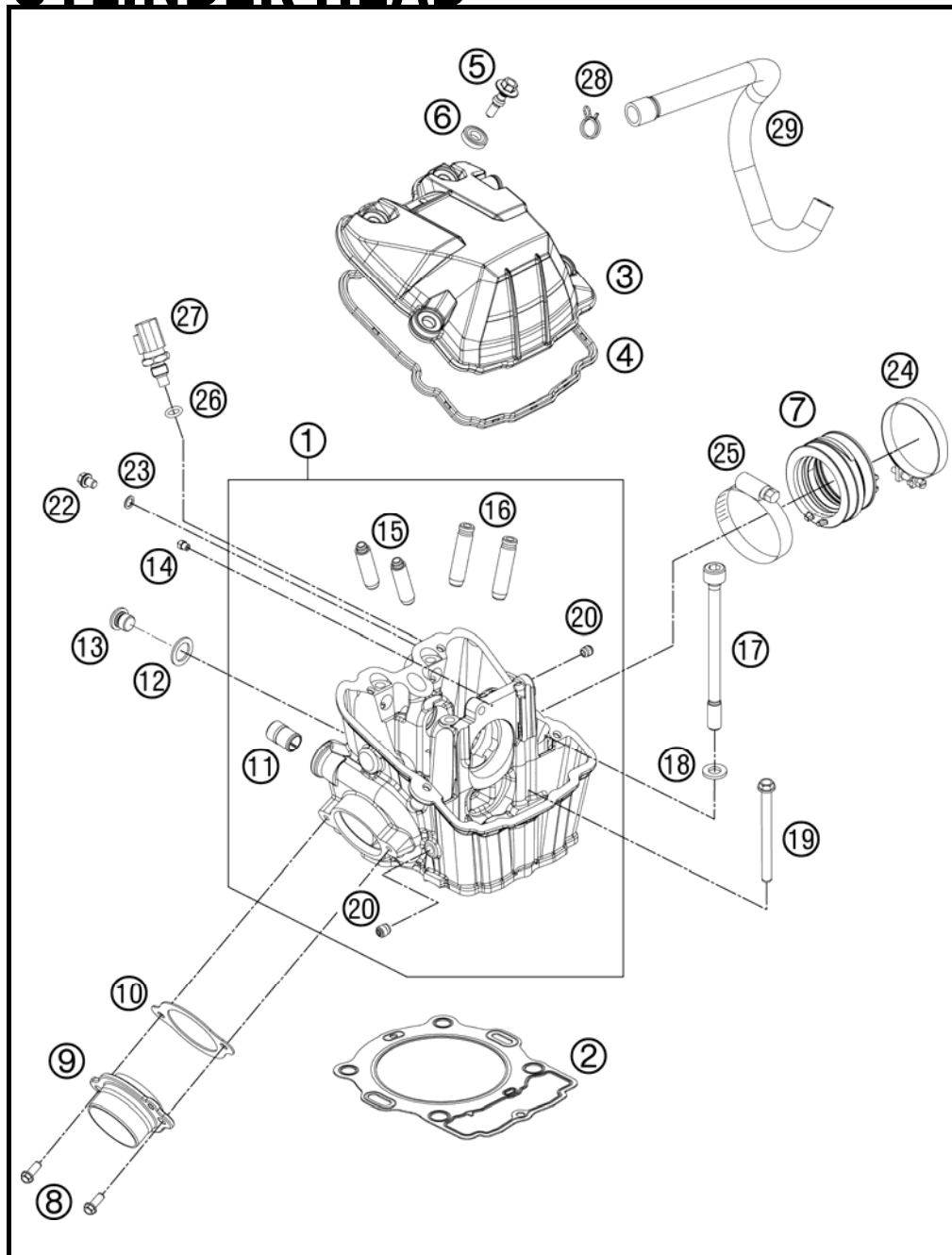


FIG	PART NUMBER	DESCRIPTION	QTY
1	78136020044	CYLINDER HEAD CPL.	1
2	78030036000	CYLINDER HEAD GASKET	08
3	7803605200033	VALVE COVER BLACK MATT	1
4	78036053000	VALVE COVER GASKET	1
5	78036054100	VALVE COVER SCREW	4
6	75036052010	DECOUPLING ELEMENT	07
7	77236044000	CONNECTION RUBBER EFI	1
8	0025060166	HH COLLAR SCREW M6X16	TX30
9	78136139000	EXHAUST FLANGE	1
10	78036041000	EXHAUST FLANGE GASKET	1
11	58030010200	SCREW IN NOZZLE M20X1,5	1
12	58038022000	CU-SEAL RING DIN7603-12X18X1,5	1
13	78036024000	PLUG SCREW SAS M12X1,5	1
14	60030063070	OIL JET 70 M5	1
15	77136026001	VALVE GUIDE OUTLET	2
16	78136025001	VALVE GUIDE INTAKE	2
17	78630044000	CYL. HEAD SCREW M10X1,25 L=138	4
18	77336089010	WASHER 19X10,5X2,5	4
19	0025060856	HH COLLAR SCREW M6X85	TX30
20	59030296000	SCREW PLUG	3
22	0025060086	HH COLLAR SCREW M6X8	TX30
23	0603061001	CU-SEAL RING DIN7603-6X10X1	1
24	61036047000	HOSE CLAMP GEMI 63MM	05
25	77236048000	HOSE CLAMP GEMI 58MM	1
26	0770100020	O-RING 10,00X2,00 SILCONE	1
27	60011252000	TEMPERAT.-SENSOR WATER LC8	02
28	58431082300	CLAMP YDNAC 10173 (18MM)	1
29	78130087000	ENGINE BREATHER TUBE	1

127813630 / C127873630

\* NEW PART

X AS REQUIRED



# TIMING DRIVE

HUSABERG FE 501 2013

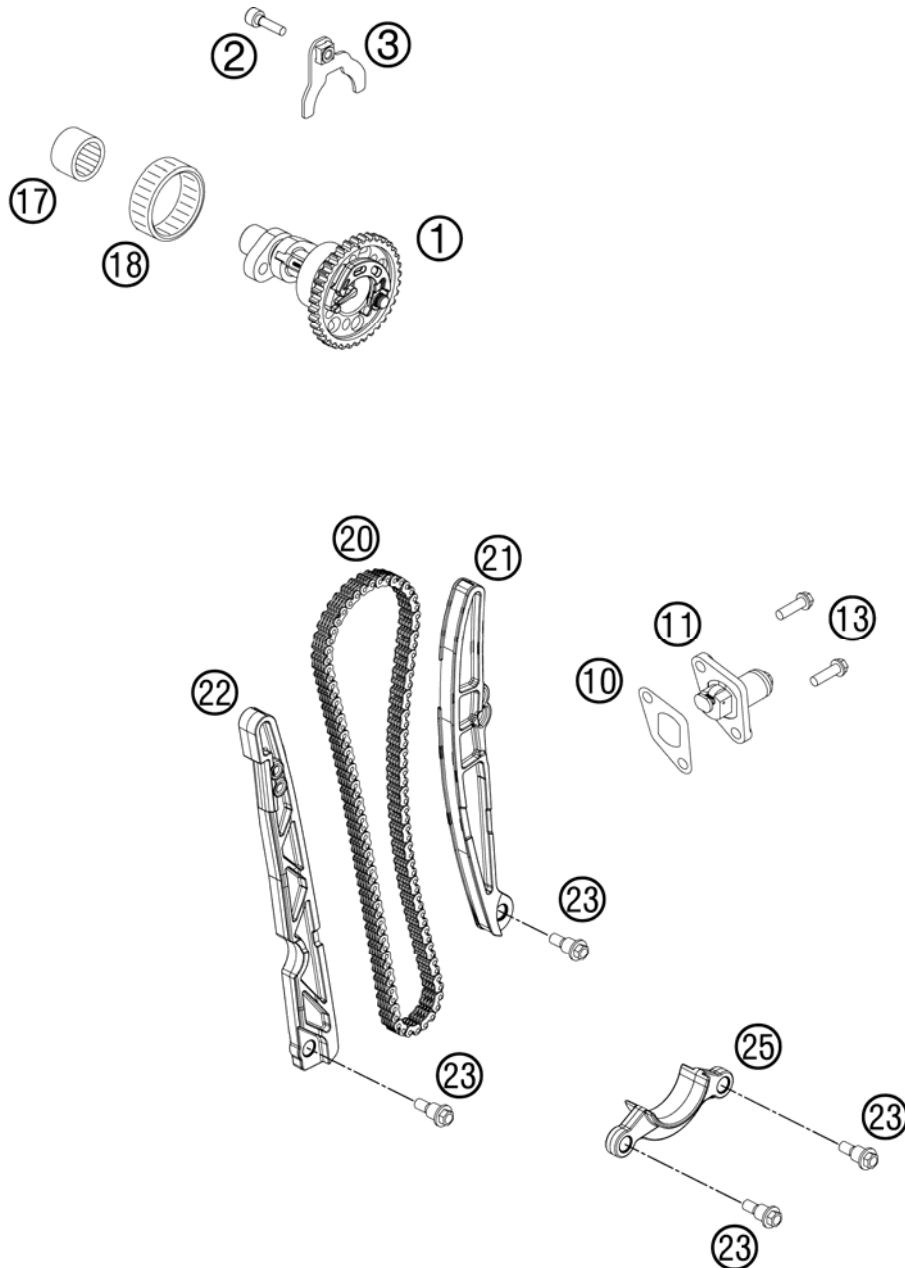


FIG	PART NUMBER	DESCRIPTION	QTY
1	81736010133	CAMSHAFT WITH AUTODECO	1
2	0025060206	HH COLLAR SCREW M6X20 TX30	1
3	78036012033	RETAINING PLATE CAMSHAFT CPL.	1
10	59036003050	GASKET TIMING CHAIN TENSIONER	1
11	59036003000	TIMINGCHAIN TENSIONER CPL.RAC.	1
13	0025060166	HH COLLAR SCREW M6X16 TX30	2
17	0618182414	NEEDLE SLEEVE HK1814RS18/24/14	1
18	0618404712	NEEDLE SLEEVE HK4012B40X47X12	1
20	78636013000	TIMING CHAIN 114T 08	1
21	78136002100	TIMING CHAIN TENSIONER	1
22	78136001000	TIMING CHAIN GUIDE	1
23	77236001160	BUSHING SCREW M6	4
25	78136018000	FAILURE PROTECTION	1

127813620 / C138133621

\* NEW PART

X AS REQUIRED

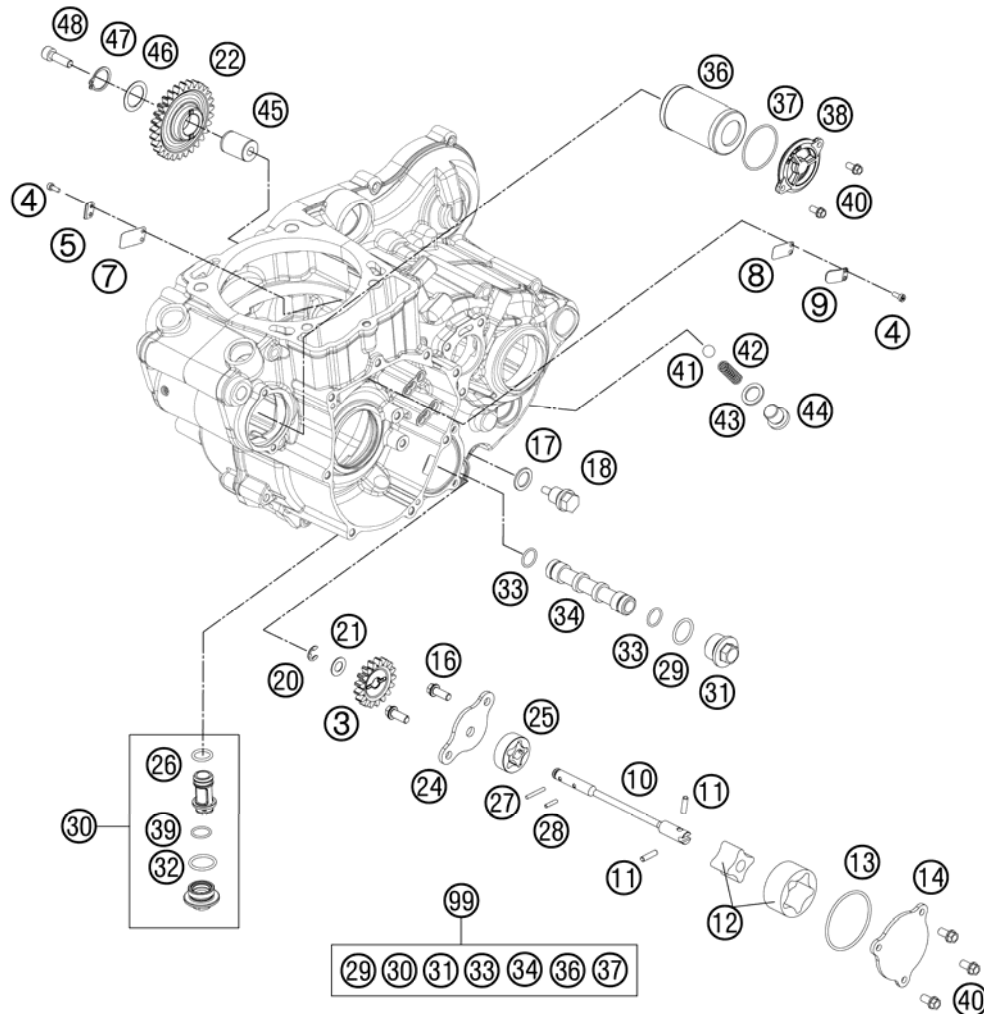


FIG	PART NUMBER	DESCRIPTION	QTY
3	78038001017	OIL PUMP GEAR 17 T	1
4	0458030080	CYLIND.SCREW M3X8 ISO 14580 SS	4
5	75030003050	STOP SHEET MEMBRANE 07	1
7	75030003051	MEMBRANE 07	1
8	81205027003	MEMBRAN CRANKCASE	1
9	81205027004	TAB WASHER MEMBRAN CSC	1
10	78138102000	OIL PUMP SHAFT SP-DP	1
11	0402041580	NEEDLE ROLLER NRB 4X15,8 G2	2
12	61238111000	ROTOR-SET CPL. 22MM	1
13	0770440020	O-RING 44,00X2,00 VITON	1
14	78038004000	OIL PUMP COVER SUCTION PUMP	1
16	0025060166	HH COLLAR SCREW M6X16 TX30	2
17	58038022000	CU-SEAL RING DIN7603-12X18X1,5	1
18	58030021000	OILDRAIN PLUG W.MAG. M 12X1,5	1
20	0799060000	TAB WASHER DIN6799-RS 6,0	1
21	58038007755	STOP DISK 8,1 X 15 X 0,5	1
22	78138001029	IDLER GEAR 1 29Z	1
24	78138003000	OIL PUMP COVER	1
25	59038011012	OILPUMP ROTOR 12MM G-95R/003	1
26	0770012021	O-RING 12X2 VITON GREEN	1
27	0402040980	NEEDLE ROL.DIN5402 NRB 4X9,8	1
28	0402251180	NEEDLE ROLLER DIN5402 2,5X11,8	1
29	0770020170	O-RING 17,17X1,78 GLO	1
30	78138015001	OIL SCREEN CPL.	1
31	59038017000	PLUG M20X1,5 WS=13	1
32	0770170200	O-RING 17,00X2,00	1
33	07701250151	O-RING 12,5X1,5 VITON V75	2
34	59038016100	OIL SCREEN	1
36	77038005044	OIL FILTER WITH GASKET 06	1
37	07700390261	O-RING 39,34X2,62	1
38	75038041200	OILFILTER CAP	1
39	0770125015	O-RING 12,5X1,5 NBR	1
40	0025050166	HH COLLAR SCREW M5X16 TX30	5
41	0401090003	BALL DIN5401-9	1
42	58038023300	PRESSURE SPRING L=25MM D=1MM	1

127813810 / C127813810

\* NEW PART

X AS REQUIRED

# LUBRICATING SYSTEM

HUSABERG FE 501 2013

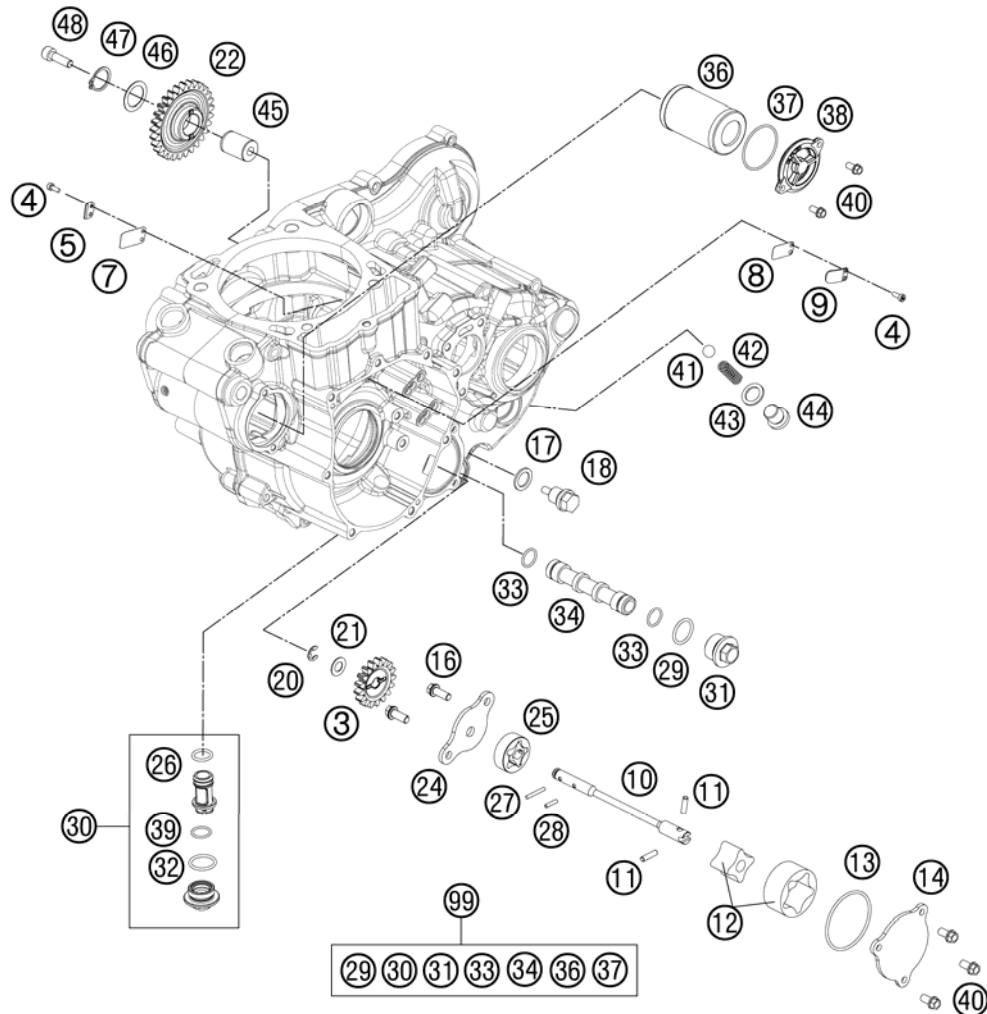


FIG	PART NUMBER	DESCRIPTION	QTY
43	58038022000	CU-SEAL RING DIN7603-12X18X1,5	1
44	0908120153	PLUG DIN0908-M12X1,5	1
45	78040028000	BUSHING PIN	1
46	0988172405	SHIM WASHER DIN0988-17X24X0,5	1
47	0471170010	CIRCLIP DIN0471-17X1	1
48	0912060208	AH SCREW DIN0912-M 6X20 SS	1
99	78938015010	OILFILTER SERVICE KIT SX-F 13	x

127813810 / C127813810

\* NEW PART

X AS REQUIRED

# IGNITION SYSTEM

HUSABERG FE 501 2013

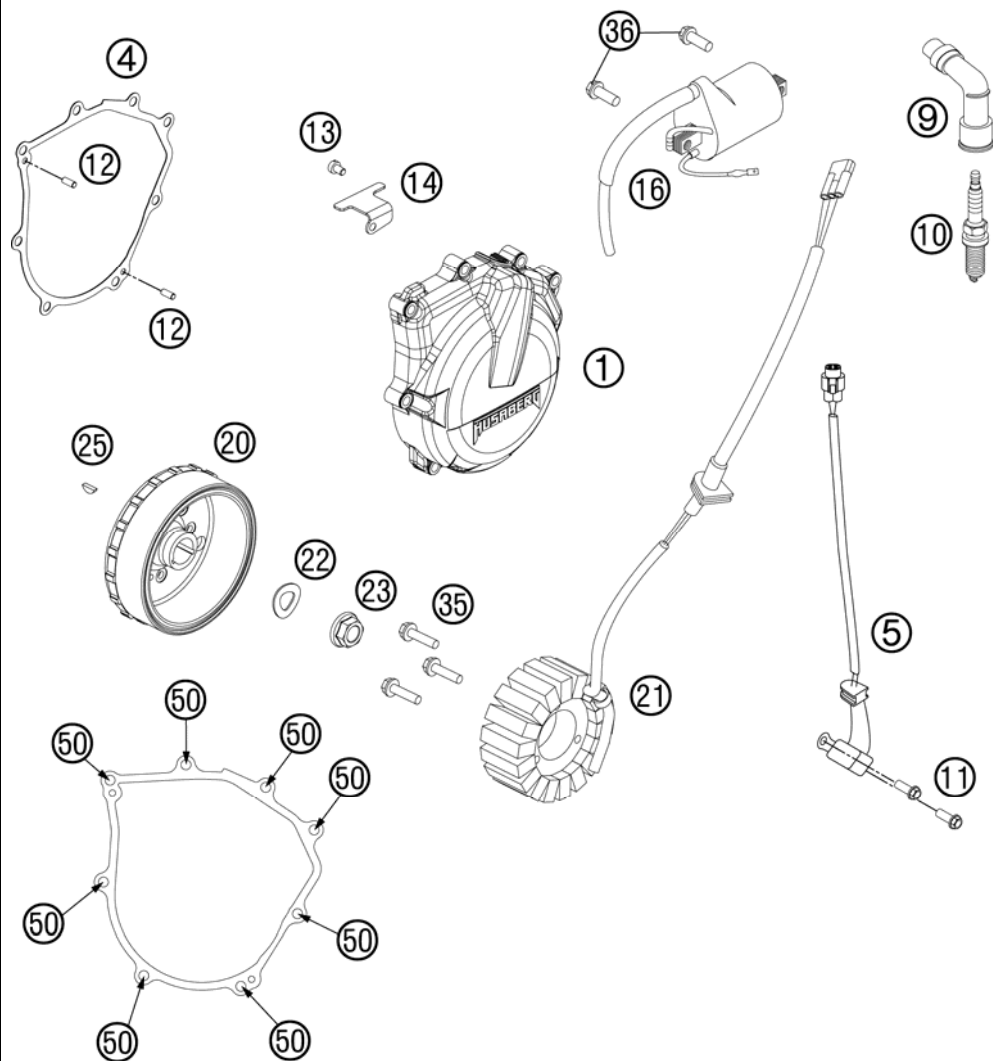


FIG	PART NUMBER	DESCRIPTION	QTY
1	7813010200089	IGNITION COVER HUSABERG	1
4	78130040000	GASKET - IGNITION COVER	1
5	59039034000	PULSER COIL KOKUSAN 4K3-A/B	1
9	77139090000	SPARK PLUG CONNECTOR	1
10	75039093000	SPARK PLUG M12X1,25 LKAR8AI-9	1
11	0025050166	HH COLLAR SCREW M5X16 TX30	2
12	0402040980	NEEDLE ROL.DIN5402 NRB 4X9,8	2
13	0019040106S	FLAT HEAD SCREW ISA25 M4X10	1
14	81230002010	RETAINING PLATE	1
16	58439006000	IGNITIONCOIL IG3826 KOKUSAN'96	1
20	78039205000	ROTOR EXC 08	1
21	83039004000	STATOR	1
22	0137120000	SPRING WASHER DIN0137-B12	1
23	49030021000	COLLAR NUT M12X1 R/S	1
25	0888030050	WOODRUFF KEY DIN6888-3X5X13	1
35	0025050306	HH COLLAR SCREW M5X30 TX30	3
36	0026060186	COLLAR SCREW M6X18 ISA30	2
50	0025060256	HH COLLAR SCREW M6X25 TX30	8

138133910 / C138133911

\* NEW PART

X AS REQUIRED



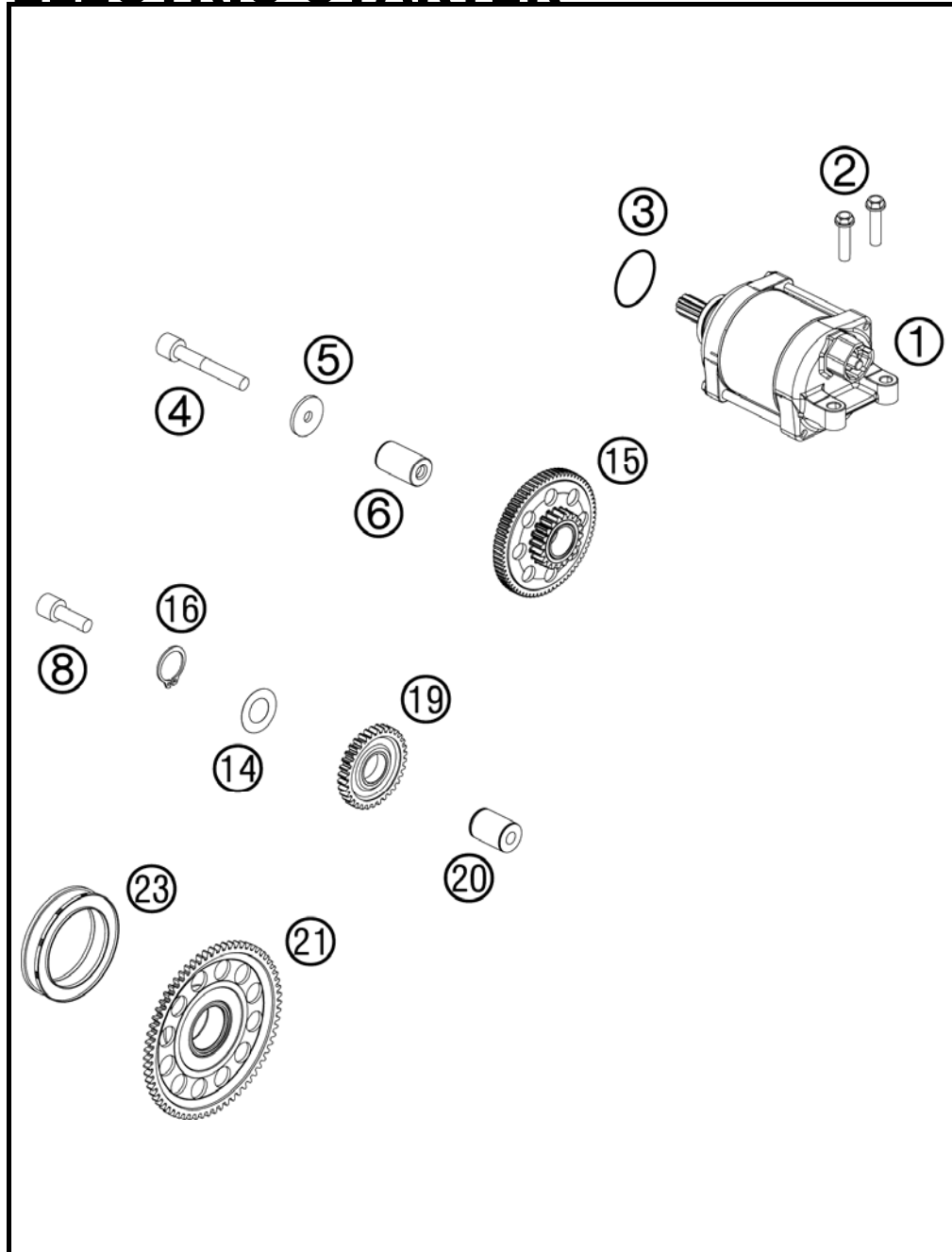


FIG	PART NUMBER	DESCRIPTION	QTY
1	78140001000	E-STARTER CPL. 0,5KW	1
2	0025060256	HH COLLAR SCREW M6X25 TX30	2
3	0770250030	O-RING 25,00X3,00 NBR 70	1
4	0912060404	AH SCREW DIN0912-M 6X40 A2	1
5	78040016004	STOP DISC 6X23X2	1
6	78040029000	BEARING BOLT	1
8	0912060208	AH SCREW DIN0912-M 6X20 SS	1
14	0988172405	SHIM WASHER DIN0988-17X24X0,5	1
15	78040016100	TORQUE LIMITER CPL.	1
16	0471170010	CIRCLIP DIN0471-17X1	1
19	78940022000	IDLER GEAR 30-T CPL.	1
20	78040028000	BUSHING PIN	1
21	78940020033	FREEWHEEL GEAR 66 C CPL.	1
23	75040026000	FREE WHEEL	1

137894010 / C137894010

\* NEW PART

X AS REQUIRED

# THROTTLE BODY

HUSABERG FE 501 2013

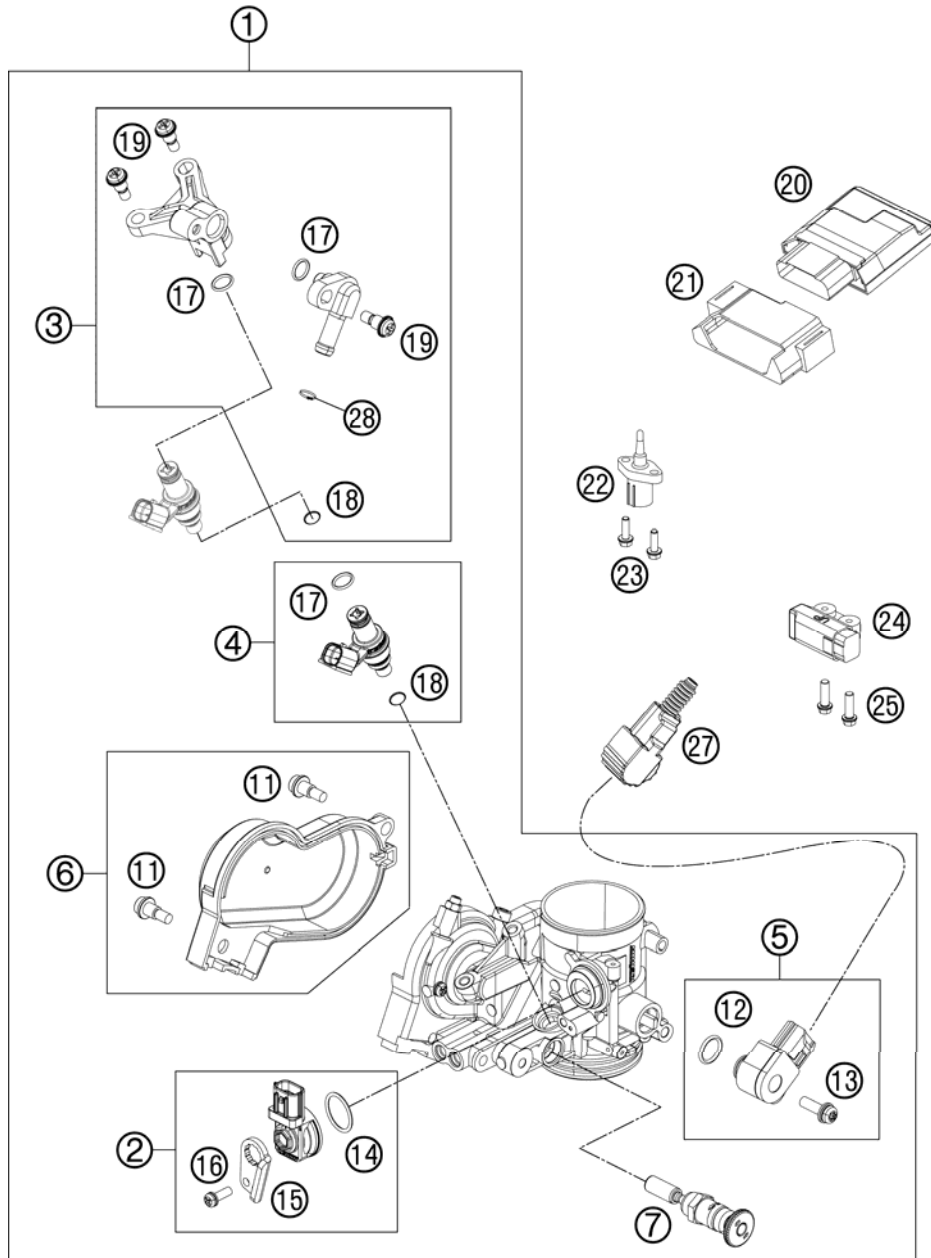



FIG	PART NUMBER	DESCRIPTION	QTY
1	77241001000	THROTTLE BODY	1
2	81241085044	MAP SENSOR CPL.	1
3	81241013044	FUEL RAIL CPL.	1
4	75041023144	INJECTOR KIT CPL.	1
5	81241077044	TPS KPL.	1
6	81241056044	THROTTLE COVER CPL.	1
7	81241060000	STARTER VALVE COMP.	1
11	81241056020	SPECIAL SCREW AH	2
12	61041077010	O-RING THROTTLE POS. SENSOR	1
13	81241077030	SPECIAL SCREW	1
14	75041085010	O-RING	1
15	81241085020	PLATE	1
16	81241085030	SPECIAL SCREW	1
17	75041023020	O-RING	2
18	75041023010	SEAL RING	1
19	75041013010	SCREW SHOULDER	3
20	81241031100	TIMING CHARGER EFI	1
21	77241031050	RUBBER BRACKET ECU	1
22	61041080000	AMBIENT-AIR TEMPERATURE SENSOR	1
23	0025050166	HH COLLAR SCREW M5X16 TX30	2
24	61041088000	ROLLOVER SENSOR	1
25	0025060206	HH COLLAR SCREW M6X20 TX30	2
27	77111014050	PROTECTION CAP TPS	1
28	77507017000	CLAMP ABA 14MM	1

137744110 / C137814110

\* NEW PART

X AS REQUIRED









HUSABERG – a company of the KTM Group  
A-5230 Mattighofen  
[www.husaberg.cc](http://www.husaberg.cc)

KTM Group Partner



3CM089555MEN



Art.Nr.: 3CM089555MEN 8/2012