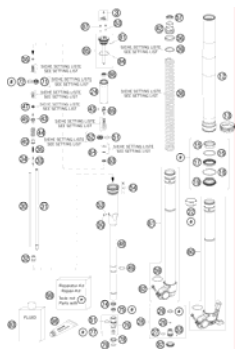
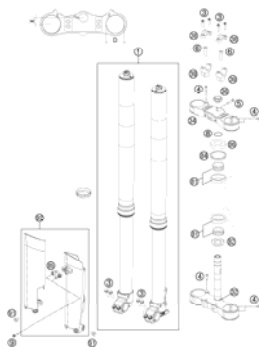

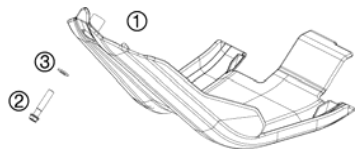
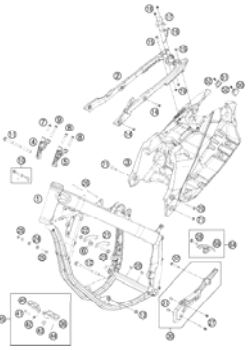
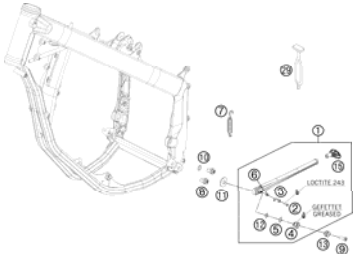
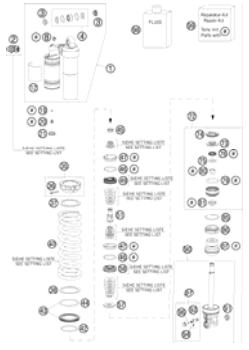
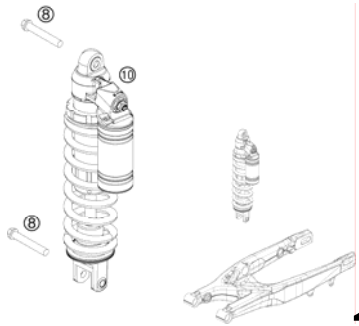
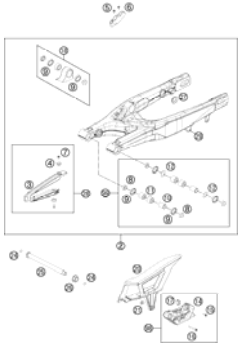
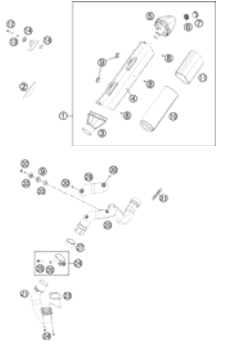
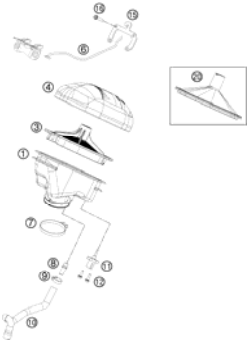
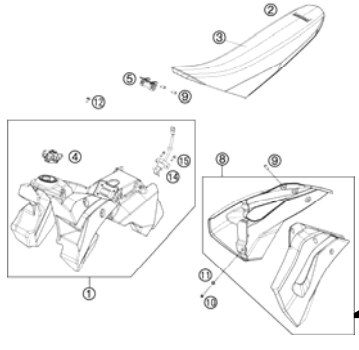
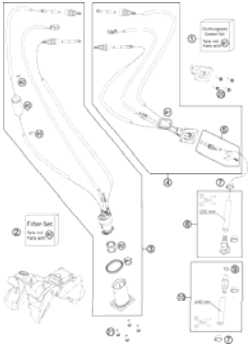
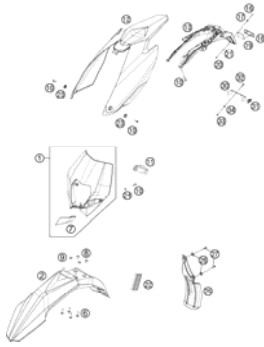

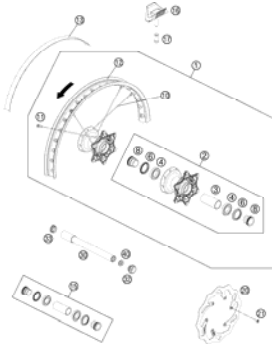
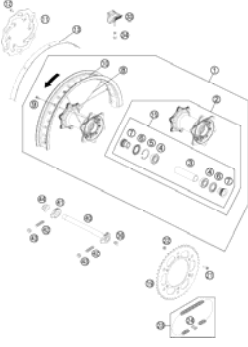
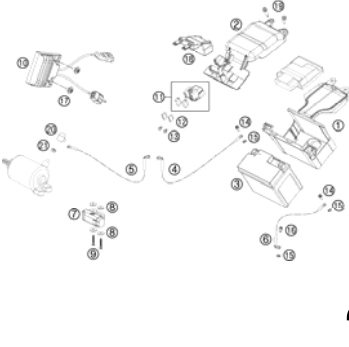
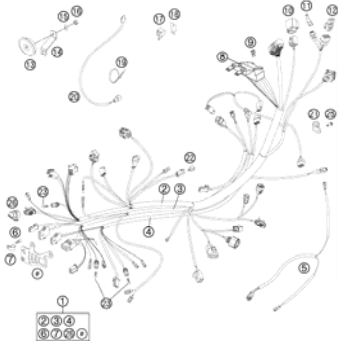
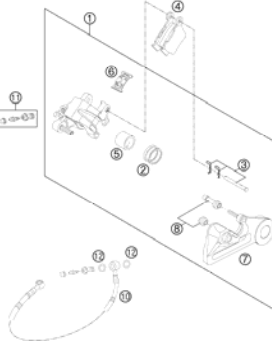
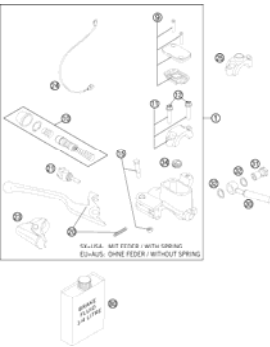
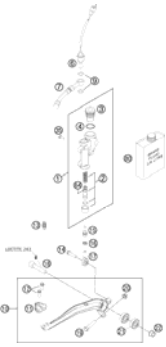
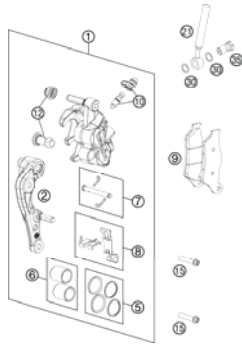
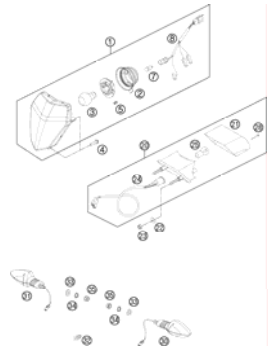


SPARE PARTS MANUAL: CHASSIS

ART.NO.: 3CF2475K7EN

ENGLISH

<p>FRONT FORK DISASSEMBLED</p>  <p>4</p>	<p>FRONT FORK, TRIPLE CLAMP</p>  <p>6</p>	<p>HANDLEBAR, CONTROLS</p>  <p>7</p>	<p>ENGINE GUARD</p>  <p>8</p>
<p>FRAME</p>  <p>9</p>	<p>SIDE / CENTER STAND</p>  <p>11</p>	<p>SHOCK ABSORBER DISASSEMBLED</p>  <p>12</p>	<p>SHOCK ABSORBER</p>  <p>14</p>
<p>SWING ARM</p>  <p>15</p>	<p>EXHAUST SYSTEM</p>  <p>16</p>	<p>AIR FILTER</p>  <p>17</p>	<p>TANK, SEAT, COVER</p>  <p>18</p>

<p>FUEL PUMP</p>  <p>19</p>	<p>MASK, FENDERS</p>  <p>20</p>	<p>DECAL</p>  <p>21</p>	<p>FRONT WHEEL</p>  <p>22</p>
<p>REAR WHEEL</p>  <p>23</p>	<p>BATTERY</p>  <p>24</p>	<p>WIRING HARNESS</p>  <p>25</p>	<p>BRAKE CALIPER REAR</p>  <p>26</p>
<p>HAND BRAKE CYLINDER</p>  <p>27</p>	<p>REAR BRAKE CONTROL</p>  <p>28</p>	<p>BRAKE CALIPER FRONT</p>  <p>29</p>	<p>LIGHTING SYSTEM</p>  <p>30</p>

<p>INSTRUMENTS / LOCK SYSTEM</p> <p>31</p>	<p>EVAPORATIVE CANISTER</p> <p>32</p>	<p>ACCESSORIES KIT</p> <p>33</p>	
	<div style="display: flex; align-items: center;"> <p>All information contained is without obligation. KTM-Sportmotorcycle AG particularly reserves the right to modify any equipment, technical specifications, prices, colors, shapes, materials, services, service work, constructions, equipment and the like so as to adapt them to local conditions or to cancel any of the above items, all without previous announcement and without giving reasons. KTM may stop manufacturing certain models without previous notice. KTM shall not be held liable for any deviations of availability and/or ability to deliver, illustrations, descriptions, printing and/or other errors. The illustrated models partly contain extra equipment, which is not applied to standard models. © by KTM-SPORTMOTORCYCLE AG, Mattighofen AUSTRIA; All rights reserved; Reprint, also in extracts, with written allowance of KTM-SPORTMOTORCYCLE AG, Mattighofen only.</p> </div>		

FRONT FORK DISASSEMBLED

FE 570 S USA 2011

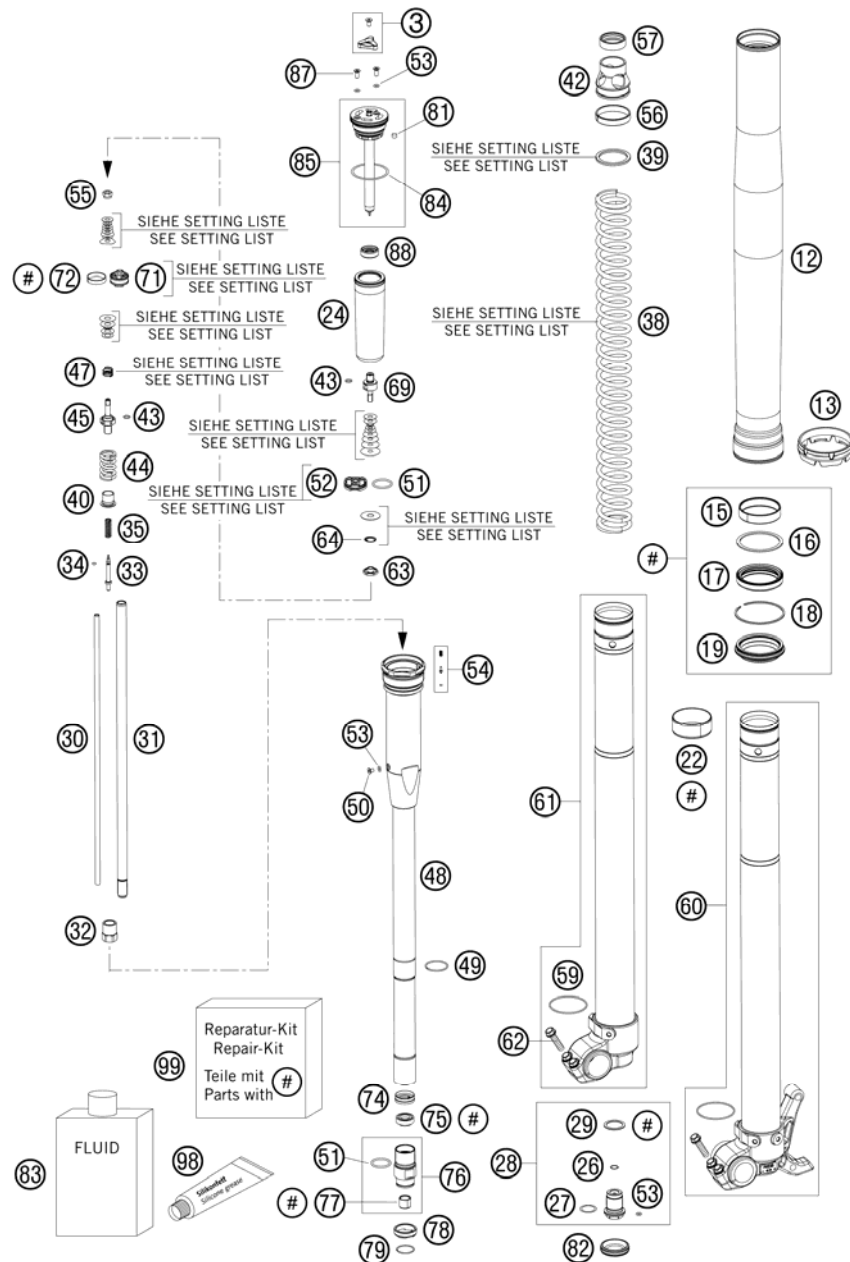


FIG	PART NUMBER	DESCRIPTION	QTY
3*	48600811S	ADJUSTING KNOB + SCREW	2
12	48600736	OUTER TUBE L577 D54/60MM 2L	2
13	48600698	FORK PROTECTION RING 08	2
15	48600429	DU-BUSH D48XD52X12DDL02	2
16	48600013	SUPPORT RING 50 X 57,6 X 1,5	2
17*	48600969	OIL SEAL RING D45 SKF	2
18	48600070	LOCK WASHER SB58	2
19*	48600968	DUST SEAL DL D48 SKF	2
22	48600428	DU-BUSH D47XD49X20DDL02	2
24*	48600281	MEMBRANE	2
26*	48600301	O-RING NBR 9,5X1,5	2
27*	46810811	O-RING NBR 17X2 PA	2
28*	48600280S	SCREW BUSH M20X1 L=33 CPL.	2
29*	48600275	COPPER WASHER 20,5X26X1	2
30*	48600269	ADJUSTING TUBE L=371	2
31*	48600464	PISTON ROD SXS 2005	2
32*	48600459	COUNTERNUT M12X1 WS17	2
33*	48600887	REBOUND NEEDLE SX	2
34	48600298	O-RING 2X1,5 NBR	2
35	48600444	REBOUND SPRING C=4N/MM	2
38*	91410020S	SPRING 4,8N/MM SET D=5,25 MM	x
38*	91410027S	SPRING 4,4 N/MM SET D=5,1MM	x
38*	91410028S	SPRING 4,6 N/MM SET D=5,1MM	1
39*	48600456	SPACER 43X35X2,5	x
39*	48600457	SPACER 43X35X5	x
39*	48600458	SPACER 43X35X1,5	x
40	48600525	GUIDING BUSH REBOUND SPRING	2
42*	48600520	SPRING SUPPORT	2
43*	48600299	O-RING 6X1,2 NBR	4
44*	48600578	SPRING REB. L=32 C=37 DI=13,9	2
45	48600576	PISTON ROD REBOUND	2
47	48600382	SHUTTLE VALVE SPRING C=0,4	2
48*	48600519S3	MEMBRANE HOLDER	2
49*	48600512	LOCK WASHER D=25,5	2
50*	48600542	AH SCREW M4X6	2

105230131 / C118120130

* NEW PART

X AS REQUIRED

FRONT FORK DISASSEMBLED

FE 570 S USA 2011

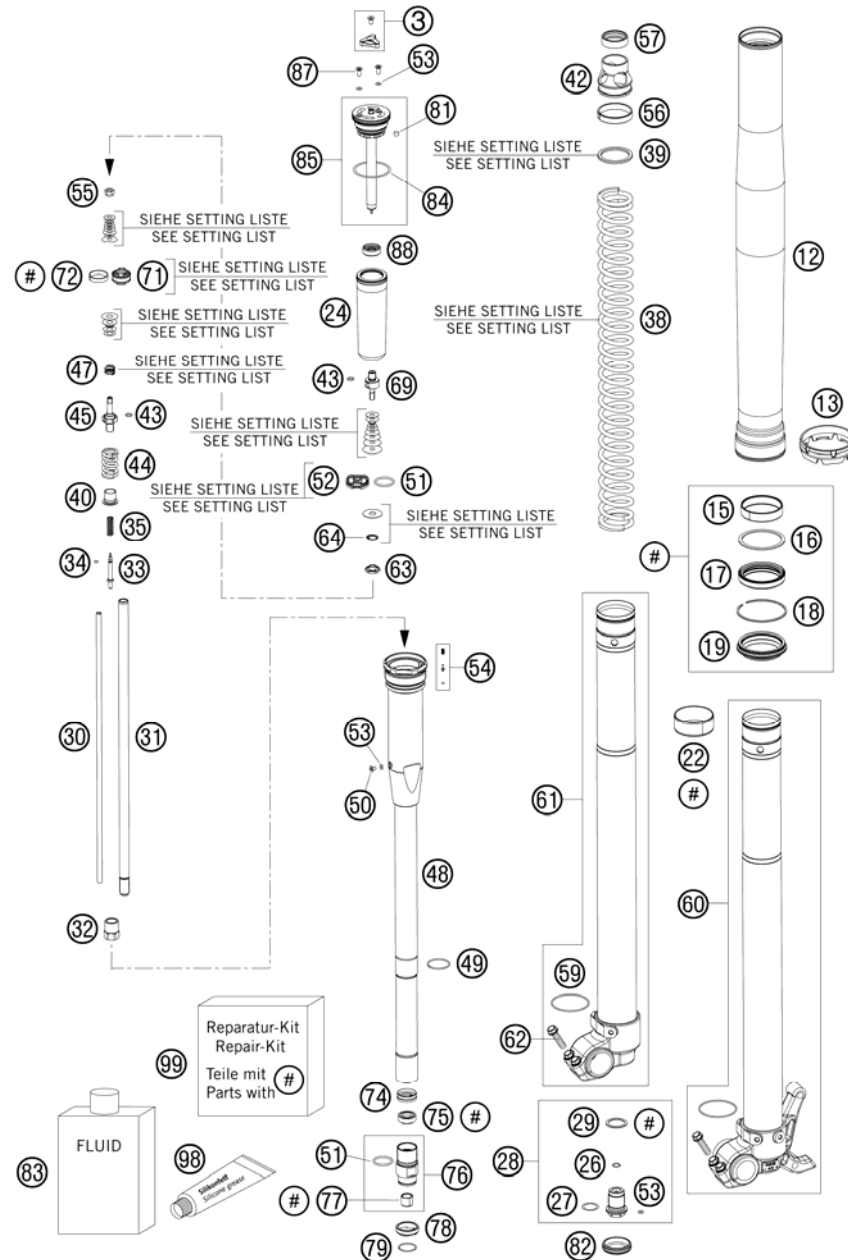


FIG	PART NUMBER	DESCRIPTION	QTY
51*	46811499	O-RING NBR 21X2	4
52	48600047	PISTON COMPRESSION D=27,9	2
53*	50180222	O-RING NBR 4X1,5	8
54*	48600977S	PIN KIT	2
55	40540486	NUT M6X0,5 REBOUND	2
56*	48600744	GUIDE RING 44 X39	2
57*	48600577	RING SPRING-SUPPORT	2
59	48600113	WASHER 32X42X2,5	2
60*	48600863SA	AXLE CLAMP LEFT + TUBE CPL.	1
61*	48600864SA	AXLE CLAMP RIGHT + TUBE CPL.	1
62	0025080256	HH COLLAR SCREW M8X25 TX40	4
63*	48600885	NUT VALVE M6X0,5 LH=1,2	2
64	48600202	SPRING CHECK VALVE D=0,7	2
69*	48600509	PISTON ROD COMPRESSION	2
71	48600575	PISTON REBOUND SX 2007	2
72	48600455	PISTON RING 5X1X68	2
74*	48600296	RING D=23,45X2,65	2
75*	48600829	SHAFT SEAL RING 12MM	2
76*	48600760S	SCREW SLEEVE M24,5X1 CPL	2
77*	48600430	DU BUSH FOR PISTON ROD	2
78*	48600709	CHECK VALVE STOP	2
79*	48600446	LOCK WASHER D=20	2
81*	15080017	SILICON CAP	2
82*	48600692	RUBBER CAP D=26,4	2
83	48600765S1	FORK OIL SAE5 5L 2008	1
84*	40140024	O-RING NBR 43X2	2
85*	48600516S1	SCREW CAP CPL. L=125	2
87*	48600526	SCREW M4X10	4
88*	48600514	MEMBRANE SLEEVE	2
98	T511	SILICONE GREASE F. DUST STRI	1
99*	R14019	REPAIR KIT SEALS MXMA CC 2011	1

105230131 / C118120130

* NEW PART

X AS REQUIRED

FRONT FORK, TRIPLE CLAMP

FE 570 S USA 2011

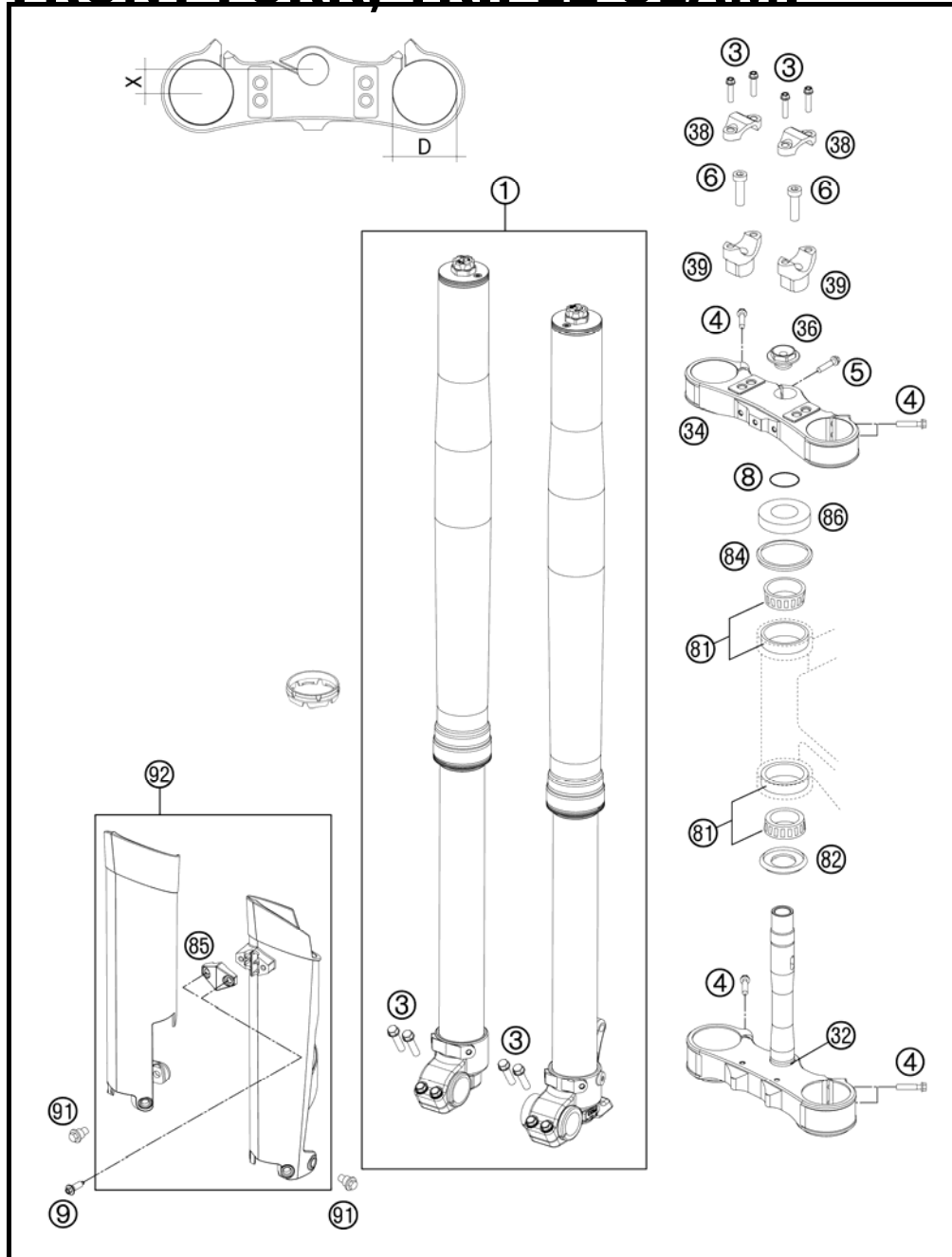


FIG	PART NUMBER	DESCRIPTION	QTY
1	14457K0201	FORK HUSABERG FE 2011	1
3	0025080256	HH COLLAR SCREW M8X25 TX40	8
4	0025080356	HH COLLAR SCREW M8X35 TX40	8
5	0025080256S	HH COLLAR SCREW M8X25 TX40	1
6	0912100356	AH SCREW DIN6912-M10X35 10.9	2
8	0770025035	O-RING 25X3,55 NBR70 05	1
9	0017060204	EJOT PT SCREW K60X20 ALU WS=6	2
32	7800103212230	BOT. TRIPLE CLAMP CPL. 22MM	1
34	7800103402230	TOP TRIPLE CLAMP 22MM	1
36	54801036000	STEER.HEAD SCREW M20X1,5 WS=27	1
38	59401038000	HANDLEBAR CLAMP 28MM 05	2
39	59401039032	HANDLEB.SUPP. D=28MM H=32MM 05	x
39	59401039037	HANDLEB.SUPP. D=28MM H=37MM 05	x
39	59401039042	HANDLEB.SUPP. D=28MM H=42MM 05	x
81	54201081100	TAPERED ROLLER BEARING CPL. 06	2
82	54601084100	O-RING SUPPORT W. SEALING LIP	1
84	54601184000	STEERING HEAD GASKET TOP	1
85*	7800108500068	CLAMP FOR SPEED CABLE D=6MM	1
86	54201086000	STEERING HEAD COVER	1
91	59001092050	SPECIAL SCREW M6X12,5 WS=8	6
92*	7800109410068	FORK PROTECTION L/S+R/S BLUE	1

118170110 / C118170110

* NEW PART

X AS REQUIRED

HANDLEBAR, CONTROLS

FE 570 S USA 2011

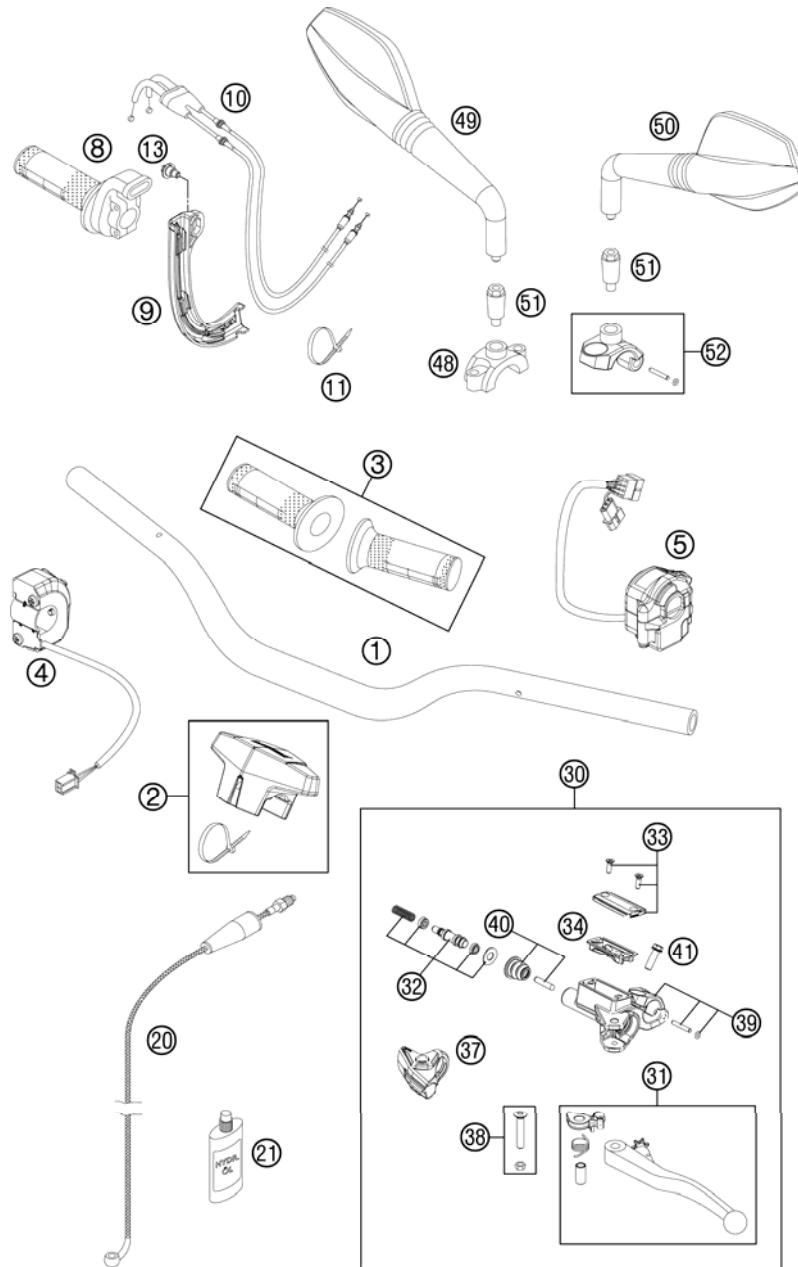


FIG	PART NUMBER	DESCRIPTION	QTY
1	5480200130017	HANDLEBAR NEKEN D=28MM EXC 07	1
2	81202002000	FATBAR PAD HUSABERG 09	1
3	81202021000	GRIP SET	1
4	76511074000	START-EMERGENCY STOP SWITCH 08	1
5	76511070000	LIGHT SWITCH L/S 08	1
8	81202010000	THROTTLE GRIP CPL. 09	1
9	81202091050	THROTTLE CABLE GUIDANCE	1
10	81202091000	THROTTLE CABLE HUSABERG 2009	1
11	44011076200	CABLE TIE 200/3,6MM BLACK	2
13	59001092050	SPECIAL SCREW M6X12,5 WS=8	1
20	81232063000	CLUTCH PIPE 09	1
21	50302036200	OIL FOR HYD. CLUTCH 75ML	1
30	50302030300	MASTER CYLINDER CPL. 9,5MM 09	1
31	50302031300	CLUTCH LEVER CPL. 2009	1
32	50302032100	REP.KIT PISTON 9,5MM 09	1
33	50302033200	COVER HYDR. CLUTCH CPL. 09	1
34	50302034100	RUBBER FOR RESERVOIR 09	1
37	50302037100	MUD CAP 09	1
38	50302038200	LEVER SCREW SHORT CPL. 09	1
39	83013005000	CLAMP, CYL. PIN, O-RING	1
40	50302046000	PUSH ROD CPL. 09	1
41	0025060166	HH COLLAR SCREW M6X16 TX30	1
48	58012040150	CLAMP FOR MIRROR '94	1
49	61112041000	REVIEW MIRROR R/S 07	1
50	61112040000	REVIEW MIRROR L/S 07	1
51	58412040050	SUPPORT FOR MIRROR LC4 '98	2
52	50302044000	CLAMP FOR MIRROR CPL. 09	1

118170211 / C118170211

* NEW PART

X AS REQUIRED

ENGINE GUARD

FE 570 S USA 2011

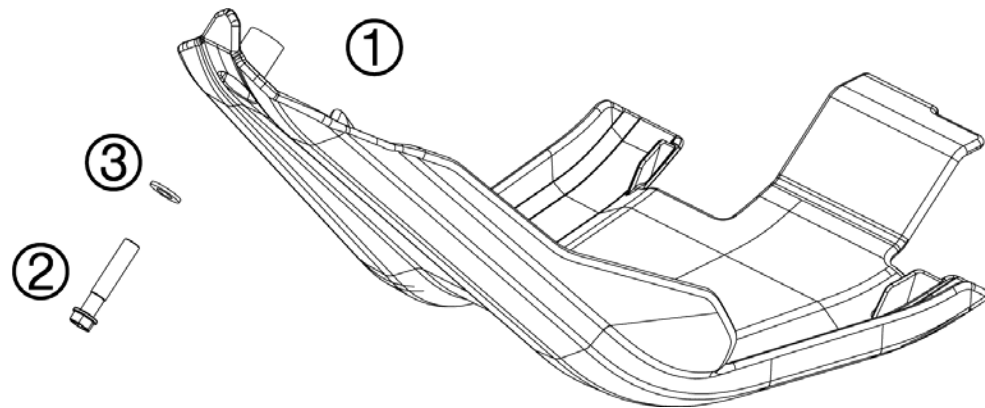


FIG	PART NUMBER	DESCRIPTION	QTY
1	81203190000	ENGINE GUARD	1
2	0025060356	HH COLLAR SCREW M6X35 TX30	1
3	0021060003	WASHER DIN9021-A 6,4	1

098120330 / C098120330

* NEW PART

X AS REQUIRED

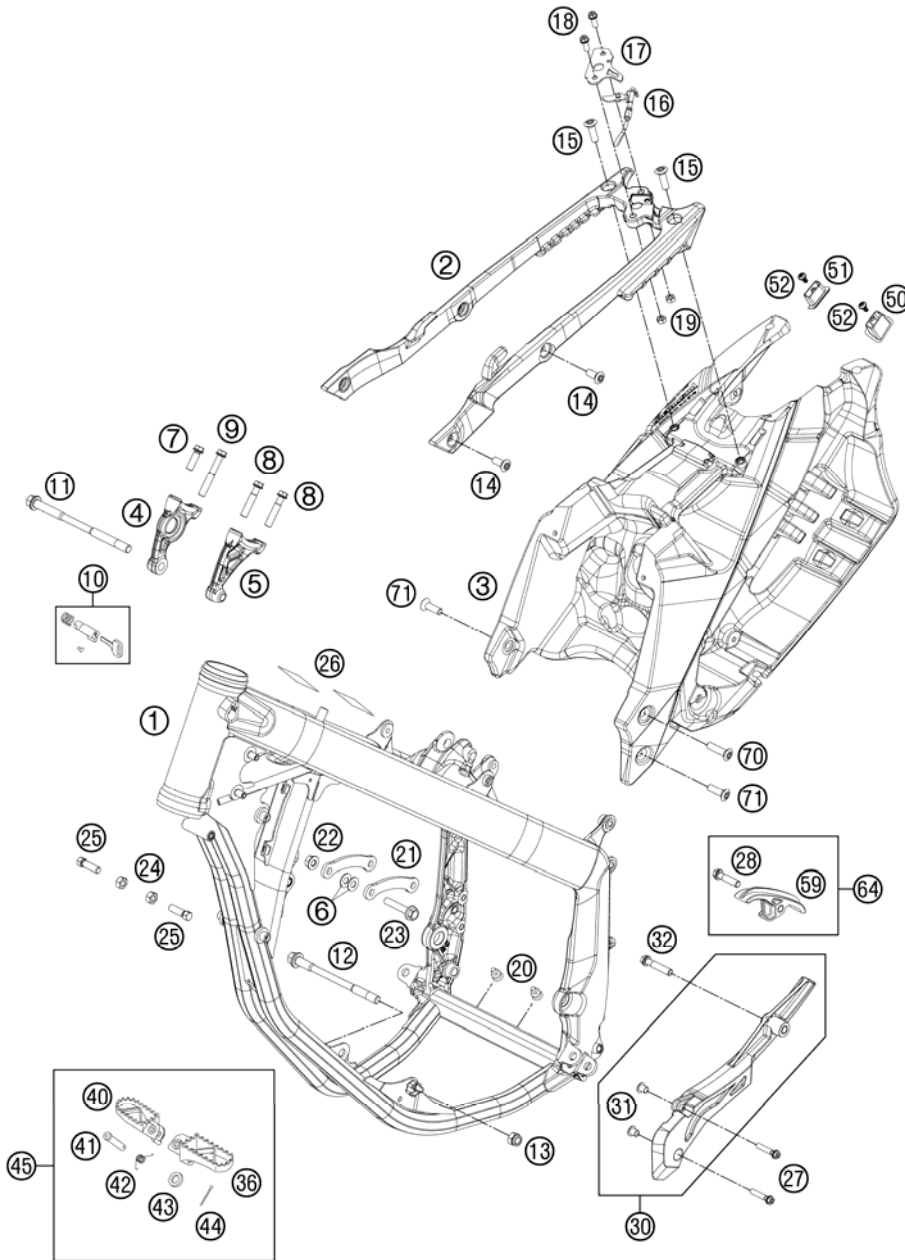


FIG	PART NUMBER	DESCRIPTION	QTY
1	8120300120056	FRAME FE "HA11"	1
2	81203003000	SUB FRAME UPPER PART 2009	1
3	81203102000	SUB FRAME USA	1
4	81203005010	REINFORCING B. R/S	1
5	81203005020	REINFORCING B. L/S	1
6	77003013050	WASHER 8,5X18X1 INOX	4
7	0025080256	HH COLLAR SCREW M8X25 TX40	1
8	0025080406	HH COLLAR SCREW M8X40 TX40	2
9	0025080556	HH COLLAR SCREW M8X55 TX40	1
10	78003035000	STEERING HEAD LOCK 08	1
11	58403014000	ENGINE BRAC.SCREW M10X160 WS13	1
12	83003014000	ENGINE BRACKET SCREW M10X138	1
13	54310086100	SELF LOCKING NUT M10 CU WS=14	1
14	0019080206	COUNTER-SUNK SCREW ISA45 M8X20	4
15	0019080266	COUNTER-SUNK SCREW ISA45 M8X26	2
16	81207050010	OPERATING CABLE INCL. HINGE	1
17	81207050030	COVER PLATE SEAT LOCK	1
18	0025060166	HH COLLAR SCREW M6X16 TX30	2
19	0934060003	HEXAGON NUT DIN0934-M 6	2
20	54403135000	PLASTIC CAP SFL10	2
21	81703013000	REINFORCING BRACKET FE 570	2
22	54310086200	SELF LOCKING NUT M8 10.9	2
23	56530079000	COLLAR SCREW M8X42 WS=13 10.9	2
24	0934080003	HEXAGON NUT DIN0934-M 8	2
25	59001037000	SPECIAL SCREW M8X26 WS=10	2
26	50307012000	ADH. FOIL TRANSP. 80X80 MM 04	2
27	0025060306	HH COLLAR SCREW M6X30 TX30	2
28	0025080306	HH COLLAR SCREW M8X30 TX40	1
30	81203096000	CHAIN GUARD '09	1
31	58314060050	SPACER BUSH. F. SPEEDOMET.BRA.	2
32	0025080406	HH COLLAR SCREW M8X40 TX40	1
36	59003040250	FOOT PEG L/S SILVER 02	1
40	59003041250	FOOT PEG R/S SILVER 02	1
41	54803044000	BOLT FOR FOOT PED 03	2
42	54603041000	FOOTREST SPRING L/S & R/S	2

118170310 / C118170310

* NEW PART

X AS REQUIRED

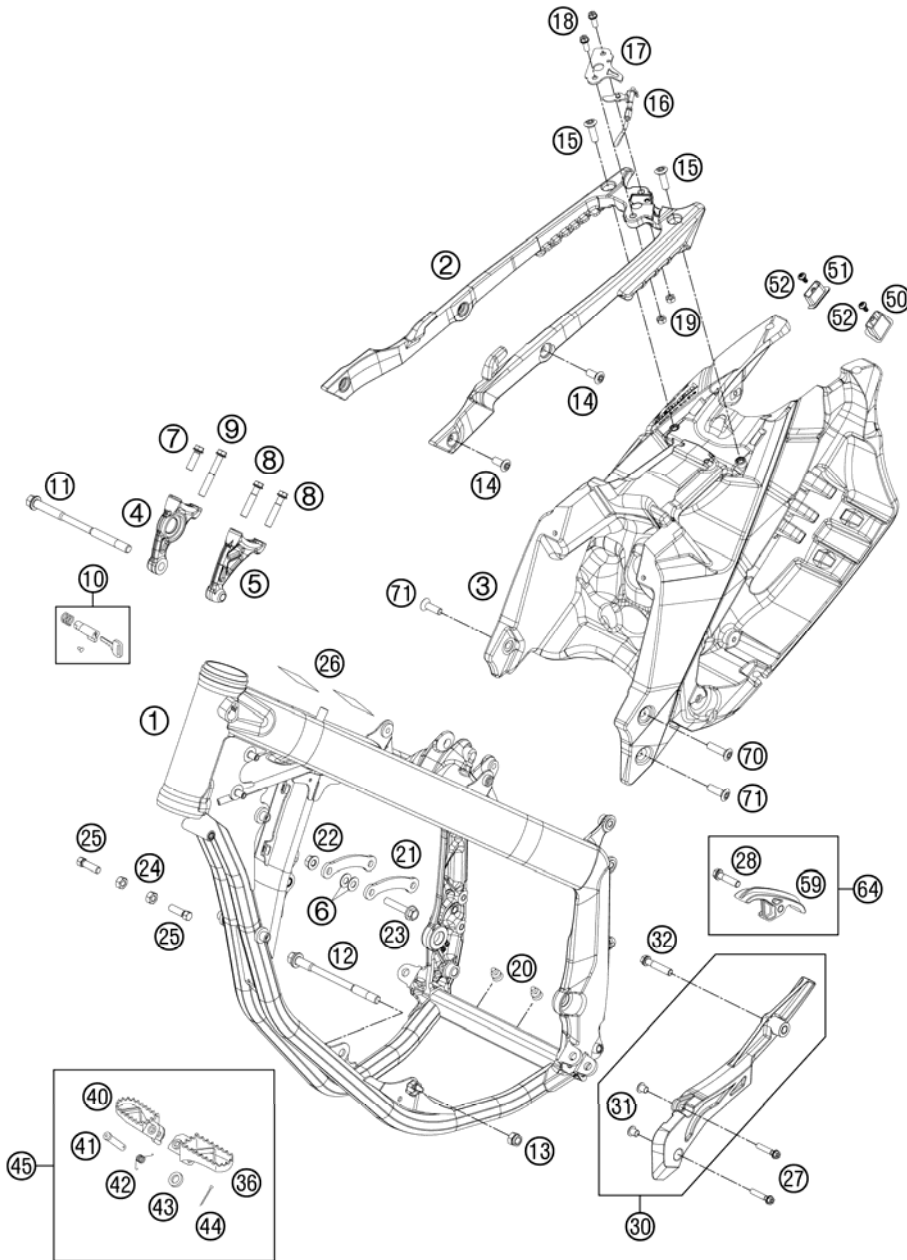


FIG	PART NUMBER	DESCRIPTION	QTY
43	0125100003	WASHER DIN0125-A10,5	2
44	0094032253	PIN DIN0094-3,2X25 STEEL	2
45	5030314013390	FOOTPEG L.+R. CPL. 03	1
50	81203002050	CAP L/S	1
51	81203002060	CAP R/S	1
52	0081050121	SCREW FOR PLASTIC K50X12 T20	2
59	77303053000	CHAIN SLIDING PIECE BELOW 07	1
64	77303053010	CHAIN SLIDING P. BELOW CPL. 07	1
70	0019080266S	COUNTER-SUNK SCREW ISA45 M8X26	1
71	0019080306S	COUNTER-SUNK SCREW ISA45 M8X30	2

118170310 / C118170310

* NEW PART

X AS REQUIRED

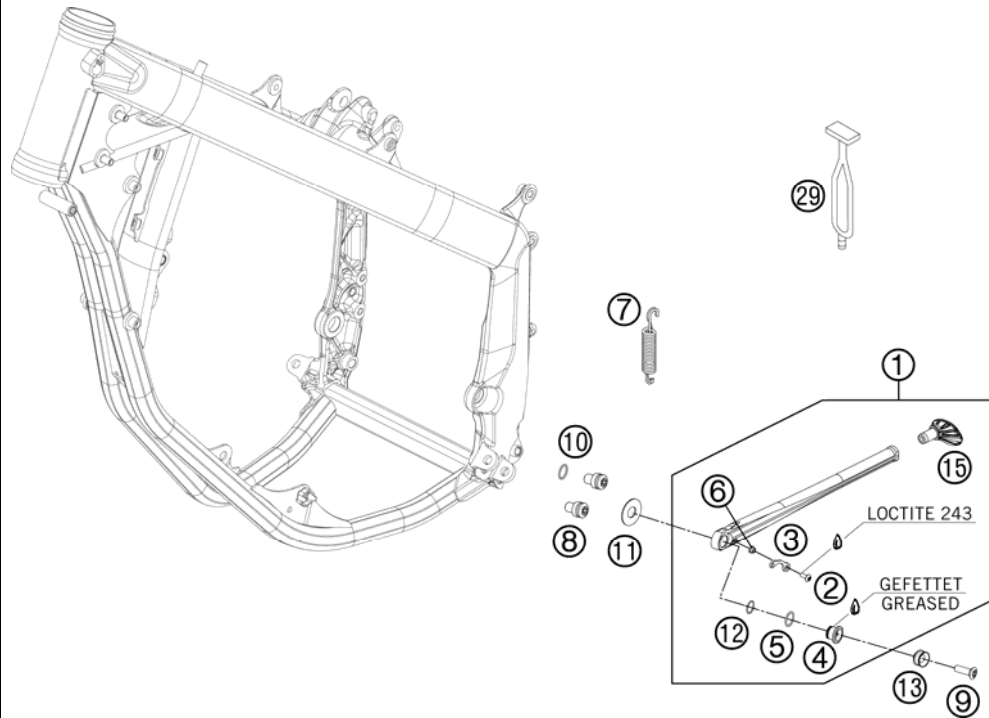


FIG	PART NUMBER	DESCRIPTION	QTY
1	78003023044	SIDE STAND CPL. 08	1
2	58605083014	SCREW M5X14 TORX 25 07	1
3	78003023090	SPRING BRACKET F. SIDE ST. 08	1
4	78003023080	SIDE STAND BUSHING EXC USA 08	1
5	0770180020	O-RING 18,00X2,00 NBR 70	1
6	78003023070	SPACER BUSH. SPRING BRACKET	1
7	81203024000	SIDE STAND SPRING EYE MOVEABLE	1
8	78003023182	SIDE STAND STOP SCREW M10X12	2
9	0019080266S	COUNTER-SUNK SCREW ISA45 M8X26	1
10	0770120020	O-RING 12,00X2,00 NBR 70	1
11	78003023083	WASHER F. SIDE STAND 12,2X29,5	1
12	0770125015	O-RING 12,5X1,5 NBR	1
13	78003023081	SIDE STAND BUSHING EXC-EU 08	1
15	78003023055	STAND BASE	1
29	50303018000	RUBBER L=145MM	1

108170360 / C118170360

* NEW PART

X AS REQUIRED

SHOCK ABSORBER DISASSEMBLED

FE 570 S USA 2011

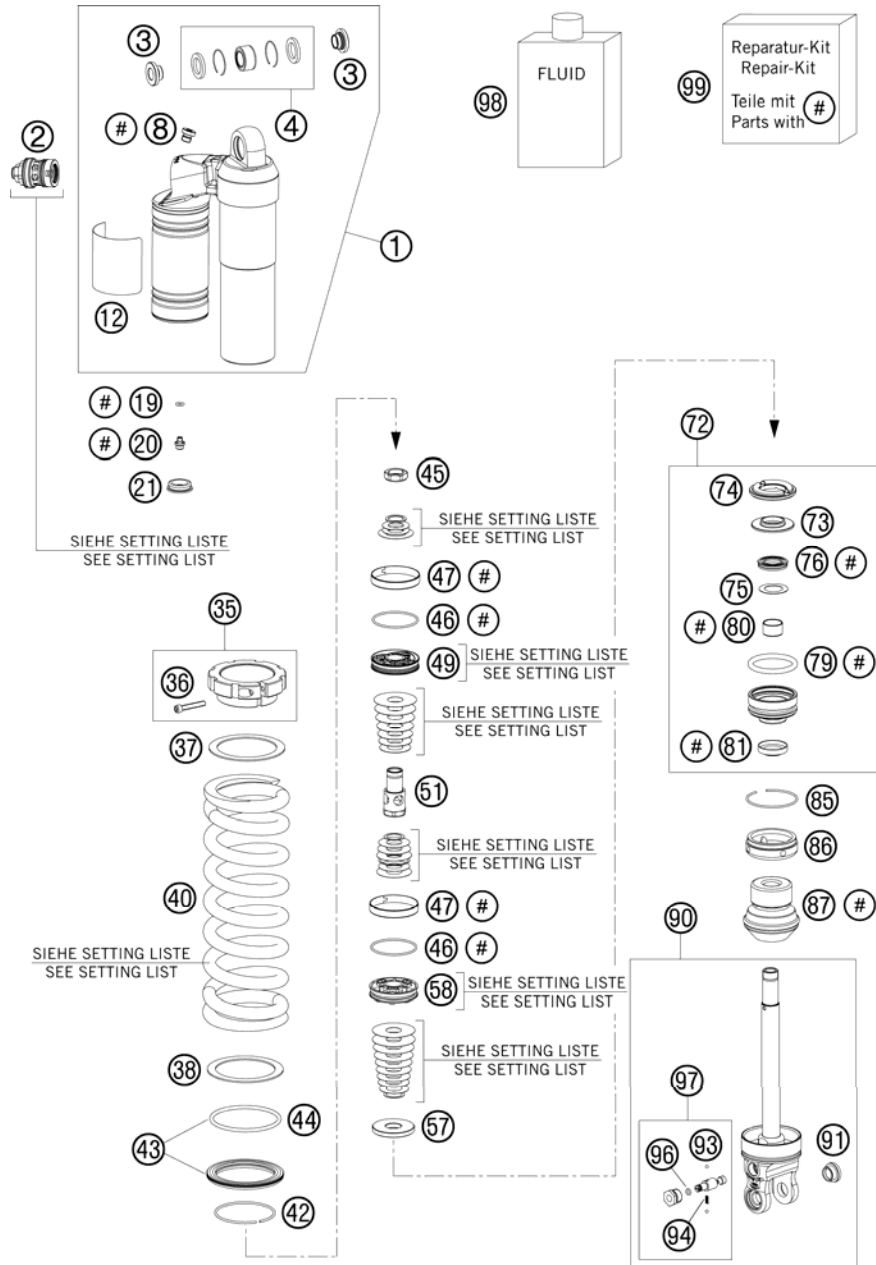


FIG	PART NUMBER	DESCRIPTION	QTY
1	50180753SA	TOP PART CPL. 2010	1
2	50180213S10	DCC-COMPR.DAMP.CONTROL CPL. 07	1
3	46180007	ADAPTOR BUSH KGW 12X24	2
4	R12012	REP. KIT BEAR./SEAL UP. 07	1
8	50180095	BLEED PLUG R 1/8	1
12	52000085	WP CAUTION (PDS KTM)	1
19	46810893	O-RING NBR 5,28X1,78	1
20	36120151	SCREW PLUG M5X6	1
21	46811208	RUBBER CAP "DO NOT OPEN"	1
35	50180520S	SPRING RETAINER M57,5X1 +SCREW	1
36	50180327	AH SCREW M5X30 DIN912	1
37	50180818	INTERM.RING SCREW SPRING RET.	1
38	50180114	SPACER RING FOR SPRING	1
40	91210078S	SPRING 250 69 N/MM YELLOW	x
40	91210079S	SPRING 250 72N/MM(64/62)YELLOW	1
40	91210080S	SPRING 250 76 N/MM YELLOW	x
42	50180273	CIRCLIP 58,2X2	1
43	50180463S	SPRING RET. D=80 W. O-RING 05	1
44	50180352	O-RING VITON 66,27X3,53	1
45	50180627	PISTON ROD NUT M20X1	1
46	50180099	O-RING VITON 44,17X1,78	2
47	50180135	PISTON RING 50-8	2
49	50180675	PISTON D=20	1
51	50180764	TAP D20 M20X1 L45,3 09	1
57	50180631	REBOUND DISC D43 H0 T4	1
58	50180197	PISTON 6+6X7/4,5	1
72	50180603S	ADAPTOR CPL. D=50 H=28 08	1
73	50180113	STEEL DISC 18X,5X43,7X6	1
74	50180107	REBOUND RUBBER	1
75	50180604	SHIM D29,75 X D19 X T0,4 08	1
76	50180605S	SEAL D18X30X5 08	1
79	50180103	O-RING 41X5	1
80	46180119	DU-BUSH 18X20X12	1
81	50180606	DUST SEAL 1828 08	1
85	50180126	CIRCLIP 53X1,75	1

105230430 / C108120430

* NEW PART

X AS REQUIRED

SHOCK ABSORBER DISASSEMBLED

FE 570 S USA 2011

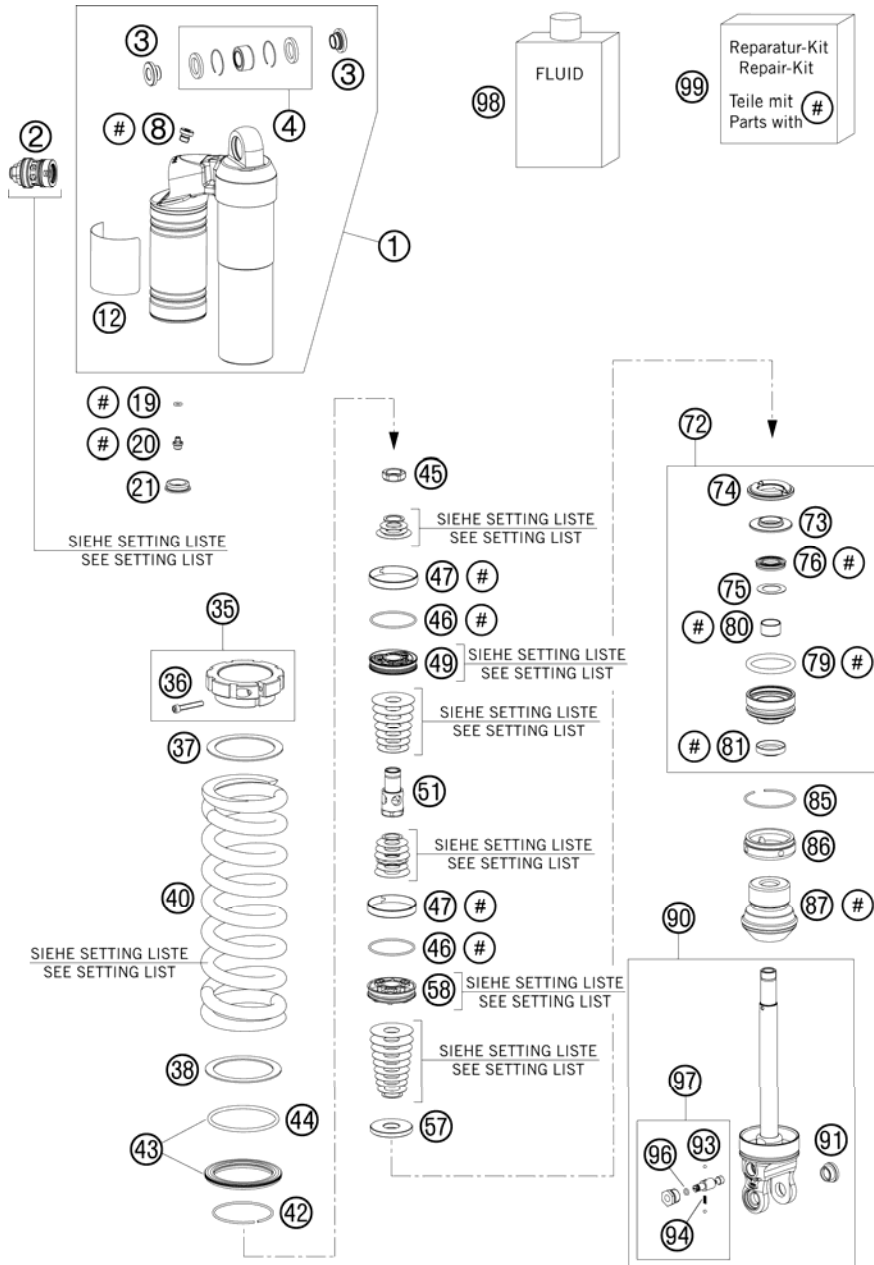


FIG	PART NUMBER	DESCRIPTION	QTY
86	50180626	RESERVOIR CAP D=50 H=10 09	1
87	50180600	BUMP RUBBER D58 D17 H59 2008	1
90	50180512SA2	SHOCK ABS. LOWER PART CPL. 10	1
91	50180105	THREADED BUSH M12 PDS	1
93	40540603	STEEL BALL D=3MM	2
94	48600028	SPRING D=2,9 L=7,9	1
96	50180222	O-RING NBR 4X1,5	1
97	50180434S	ADJUSTING SCREW REBOUND TRAVEL	1
98	50180751S1	SHOCK ABSORBER FLUID 5 LT	1
99	R12015	REPAIR KIT 5018 PDS 08	1

105230430 / C108120430

* NEW PART

X AS REQUIRED

SHOCK ABSORBER

FE 570 S USA 2011

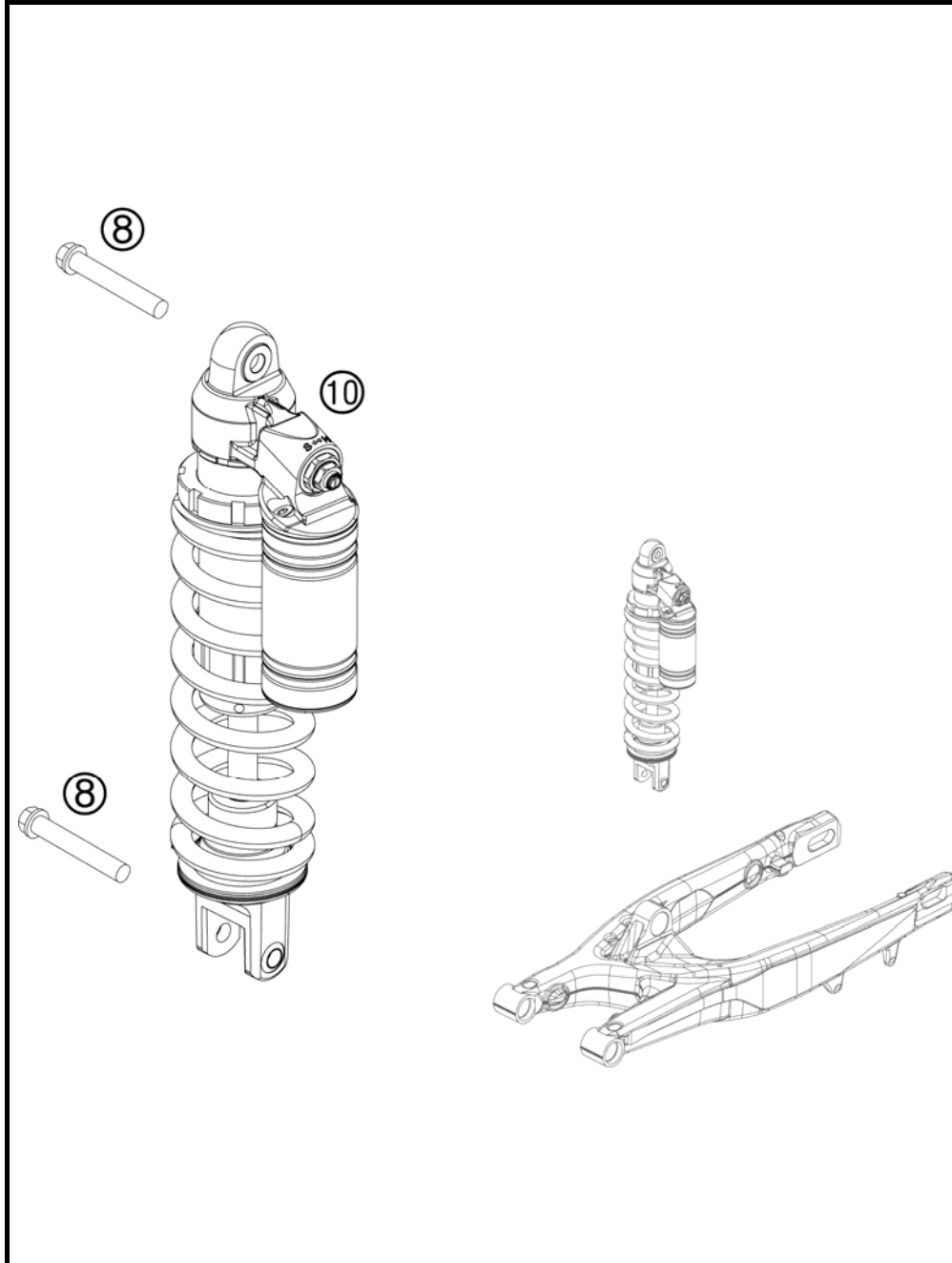


FIG	PART NUMBER	DESCRIPTION	QTY
8	0025120506S	HH COLLAR SCREW M12X50 TX45	2
10	12457K0201	MONOSHOCK HUSABERG FE 2011	1

098120410 / C118170410

* NEW PART

X AS REQUIRED

SWING ARM

FE 570 S USA 2011

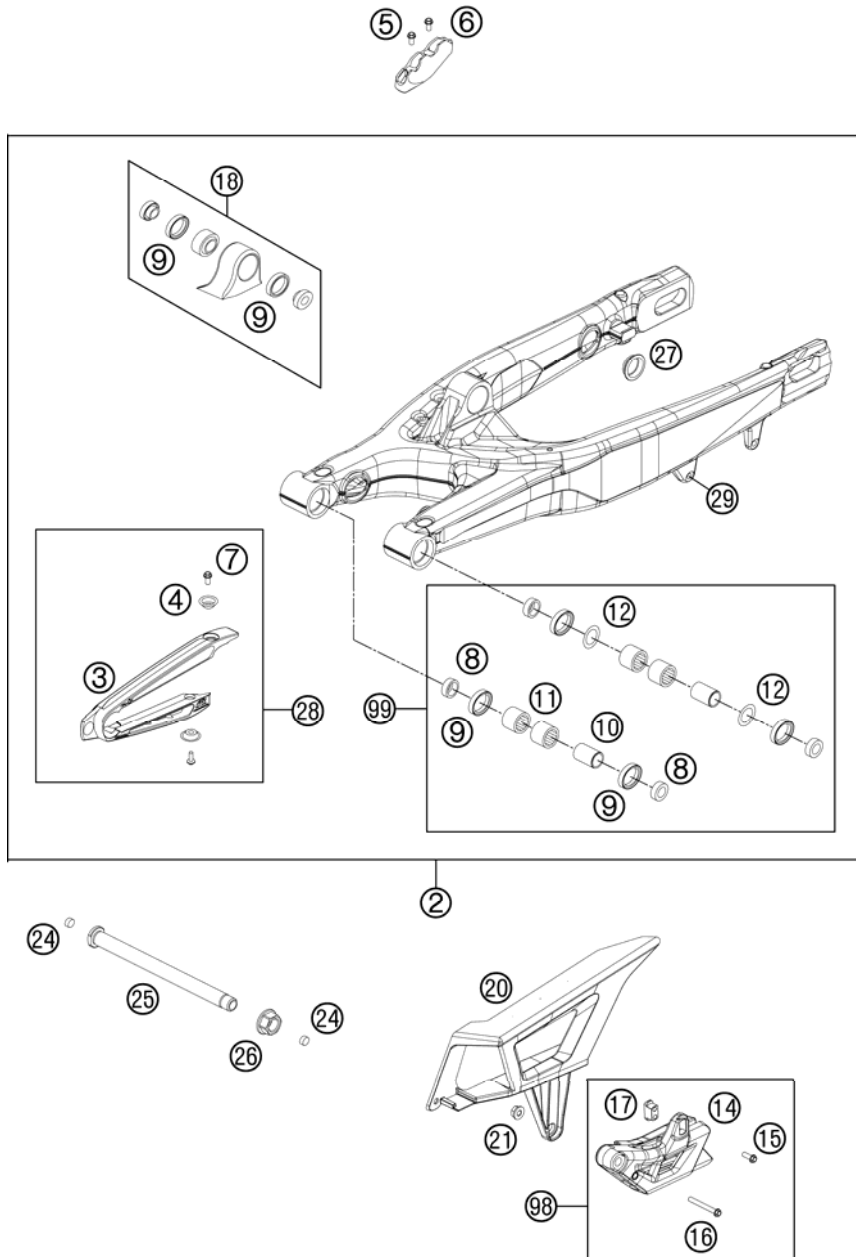


FIG	PART NUMBER	DESCRIPTION	QTY
2*	78004030244	SWINGARM CPL. '11	1
3	77304066000	CHAIN SLIDING PROTECTION	1
4	77304066050	BUSHING F. CHAIN SLIDING PR.07	2
5	0009050106	EJOT SPIRAL SCREW SF M5X10-K	2
6	77313047000	BRAKE HOSE GUIDE LOWER 07	1
7	59009062013	SPECIAL SCREW M6X13 WS=8 10.9	2
8	54804034000	BUCKET F. SHAFT SEAL RING 03	4
9	0760253270	SHAFT SEAL RING 25X32X7	6
10	59404032000	BEARING SLEEVE 17X22X38,7 03	2
11	59004031200	NEEDLE BUSH HK2212V	4
12	54603036000	STOP DISK 22,2X31,7X1	2
14	78004070100	CHAIN GUIDE CPL.	1
15	59009062019	SPECIAL SCREW M6X19 WS=8 10.9	1
16	0025060506	HH COLLAR SCREW M6X50 TX30	1
17	77304070030	INSERTION NUT F. CHAIN GUIDE	1
18*	50304090144	PIVOT BEARING+BUSH. PDS '11	1
20	78004060000	CHAIN GUARD 08	1
21	56509064100	SELF LOCKING NUT M6 10.9	1
24	55009086000	PLUG SFL13	2
25	77304037000	SWINGARM BOLT M16X1,5 07	1
26	54804038000	SELF LOCK.NUT M16X1,5 WS=19 03	1
27	58404041100	CLOSING COVER ROUND 03	4
28	77304066010	CHAIN GUARD CPL. 06	1
29	54603055051	PRESS IN NUT M6 STEEL ZINC	1
98	77304070310	CHAIN GUIDE KIT REAR 08	1
99	59404230110	SWINGARM-REPAIR KIT 05-10	1

118170491 / C118170491

* NEW PART

X AS REQUIRED

EXHAUST SYSTEM

FE 570 S USA 2011

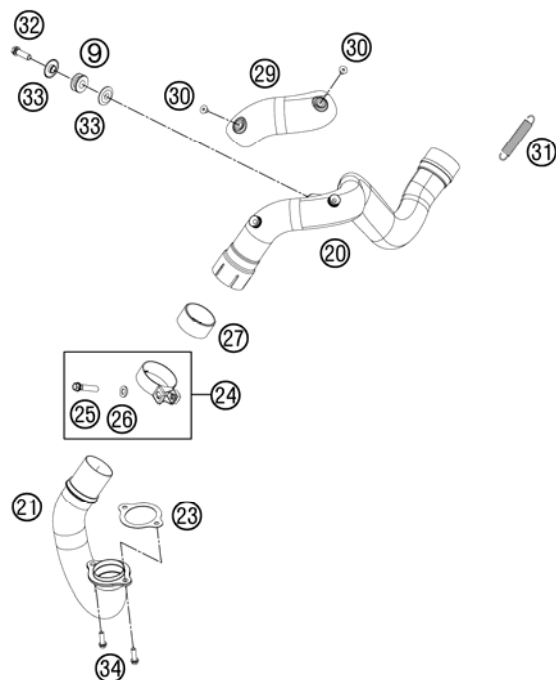
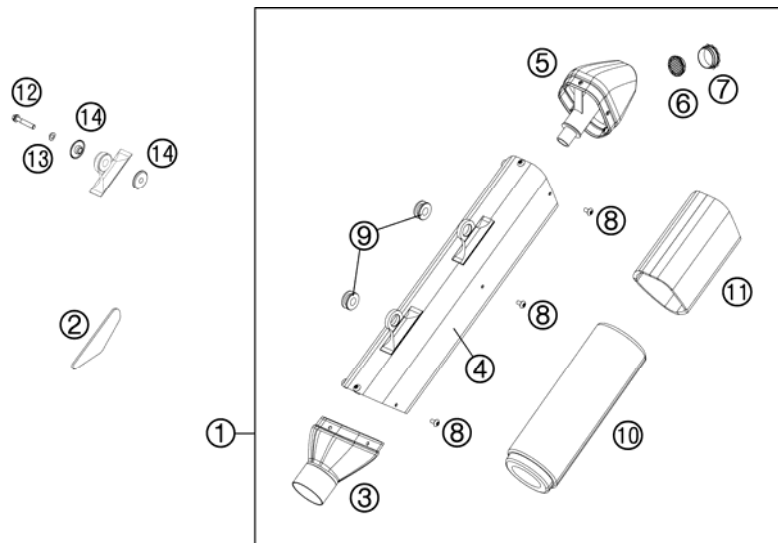


FIG	PART NUMBER	DESCRIPTION	QTY
1	81205182000	SILENCER HUSAB.USA STREET LEG.	1
2	77308013050	THERMAL PROTECTION FOIL 07	1
3	77005081009	SIL. CONNECT. CAP CPL.EXC-F 07	1
4	81205182056	SIL.HOUSING HUSBERG STREET LEG	1
5	78005082070	SILENCER ENDCAP STREETLEGAL	1
6	77005081065	THROTTLE ELEMENT CPL. EXC 07	1
7	77005081055	SIL. ELEMENT EXC-F 07	1
8	58605083010	SCREW TORX M5X10 05	12
9	54605068000	EXHAUST BRACKET RUBBER BLACK	3
10	77005078315	STUFFINGYARN 315 GRAMS	1
11	77005081016	STUFFING YARN EXC-F 07	1
12	0025060356	HH COLLAR SCREW M6X35 TX30	2
13	0137060003	SPRING WASHER DIN0137-B 6	2
14	46205169000	BUSHING 7.5X12X28X7.6	4
20	81205108000	EXH. MANIFOLD REAR W/O LAMBDA	1
21	81705007100	EXHAUST MANIFOLD FRONT 570CCM	1
23	78036041000	EXHAUST FLANGE GASKET	1
24	61005051100	CLAMP CPL. D=53,2MM 05	1
25	0025080356	HH COLLAR SCREW M8X35 TX40	1
26	0125080003	WASHER DIN0125-A 8,4	1
27	58405005001	GRAPHITRING 45X50X25	1
29	81205011000	HEAT SHIELD HUSABERG	1
30	0991060082	FLAT H.SCREW M6X8 DIN7991 NIRO	2
31	50305016000	TEN.SPRING L=62MM EY.MOVEABLE	1
32	0025080306S	HH COLLAR SCREW M8X30 TX40	1
33	59405069000	BUSHING FOR EXHAUST SUPPORT 03	2
34	0025060206	HH COLLAR SCREW M6X20 TX30	2

118170512 / C118170512

* NEW PART

X AS REQUIRED

TANK, SEAT, COVER

FE 570 S USA 2011

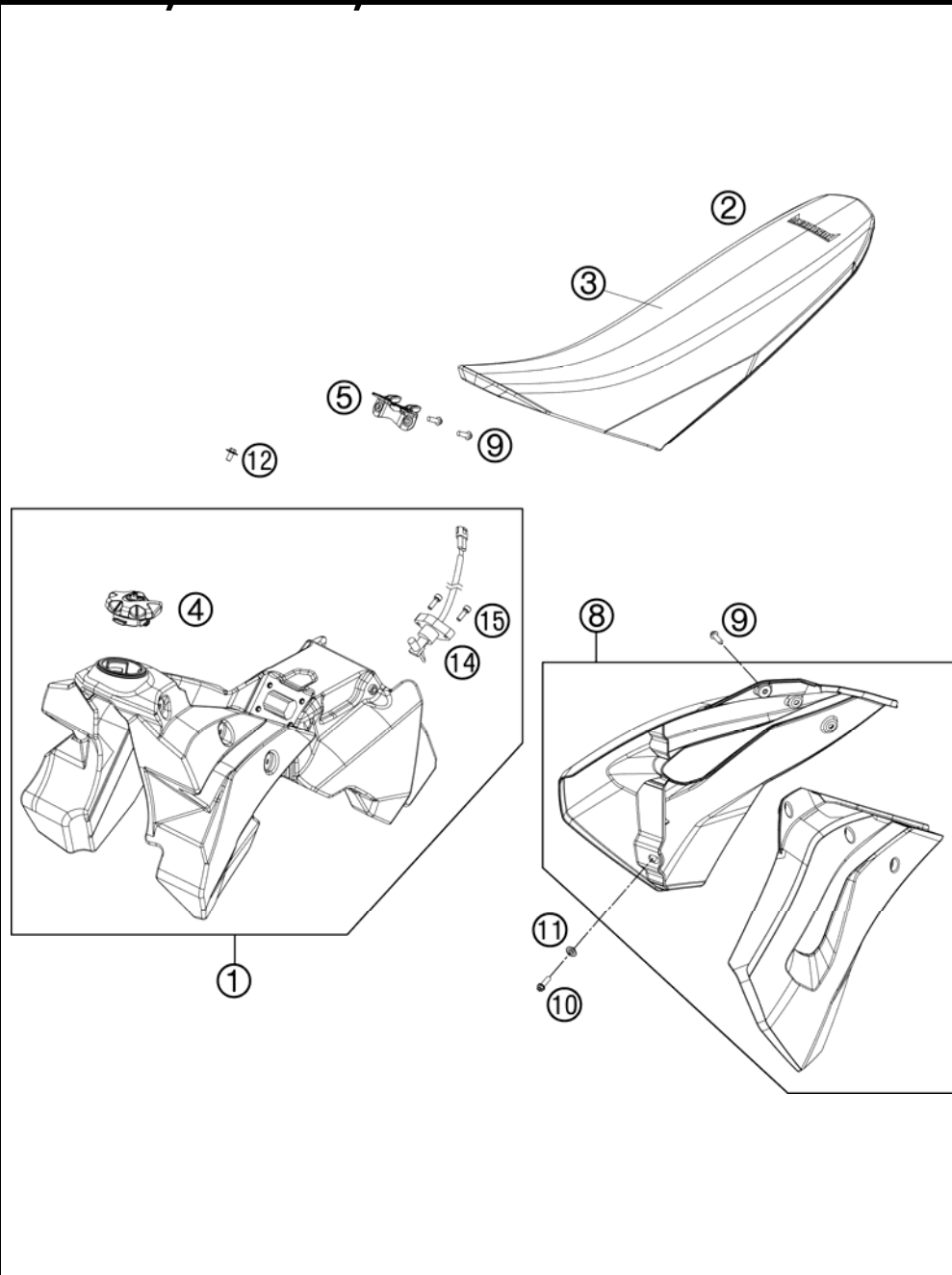


FIG	PART NUMBER	DESCRIPTION	QTY
1	81207113044	FUEL TANK CPL. 8,5L	1
2	81207040000	SEAT FE 2009	1
3	81207040050	SEAT COVER FE 2009	1
4	7800700804455	TANK PLUG CPL. HUSABERG 09	1
5	81207046000	SEATMOUNTING FUEL TANK	1
8	8120805400068B	SPOILER SET BLUE 2011 WITH DECAL	1
9	0014050123	HH COLLAR SCREW M 5X12 WS=6	8
10	0025060206	HH COLLAR SCREW M6X20 TX30	2
11	50308052000	BUSH FOR SPOILER 6X11X16X5 MM	2
12	0024060123	COLLAR SCREW M6X12 TX	1
14	58207080100	GAS-LEVEL SENSOR ADV. 2006	1
15	0912050163	AH SCREW DIN0912-M 5X16	2

118170710 / C118170711

* NEW PART

X AS REQUIRED

FUEL PUMP

FE 570 S USA 2011

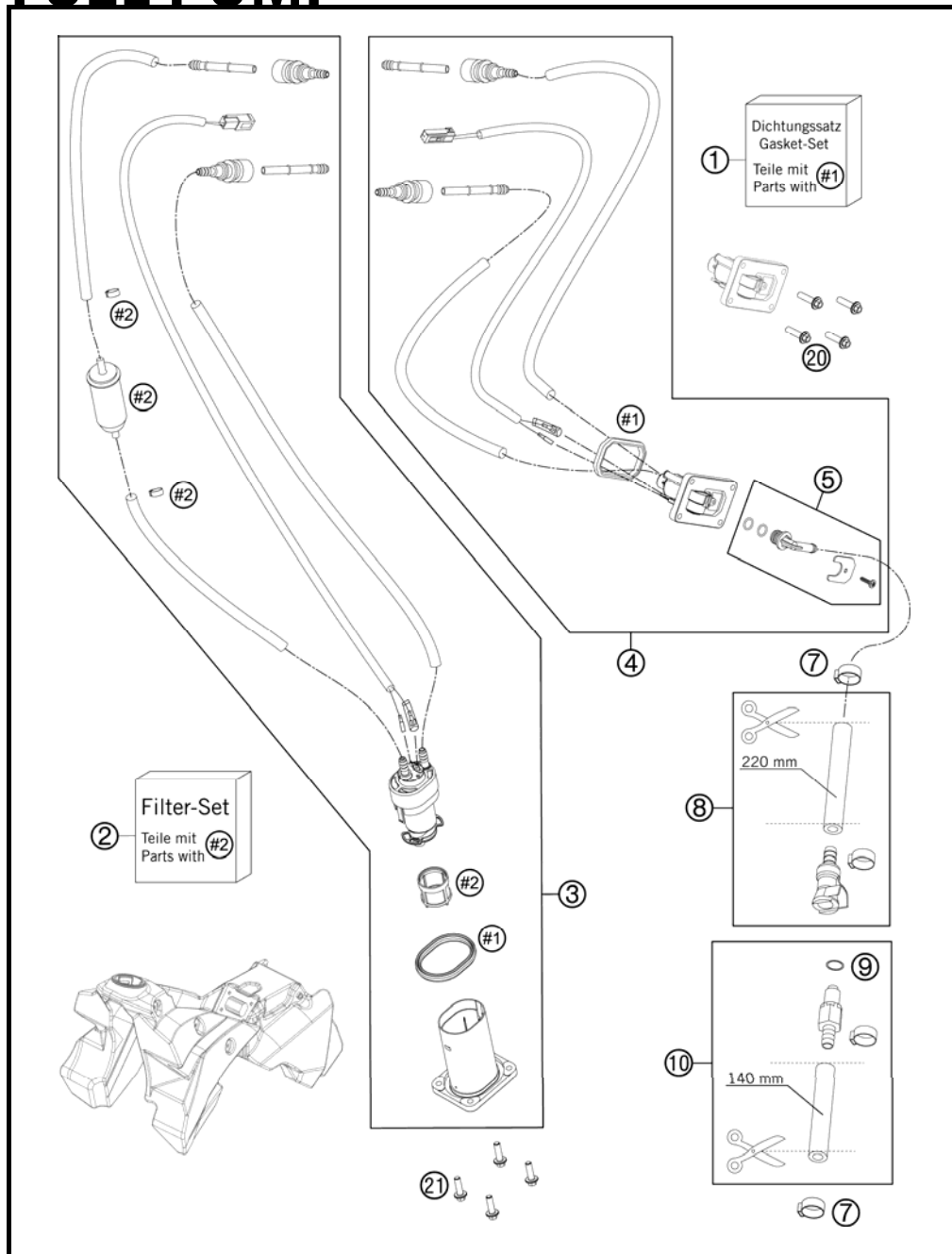


FIG	PART NUMBER	DESCRIPTION	QTY
1	75007089000	SEALINGS KIT	1
2	81207090000	FILTER KIT	1
3	81207088011	FUEL PUMP WITH FLANGE CPL.	1
4	75007088012	PRESSURE REGULATOR CPL. 07	1
5	75007092000	HYDRAULIC CONNECTOR CPL.	1
7	00050157706	VARIABLE ONE-EAR CLAMP 15,7M	2
8	75007116060	FUEL HOSE WITH CLUTCH	1
9	58507012000	O-RING VITON F. PLUG CPC 05	1
10	75007016050	FUEL HOSE WITH CLUTCH	1
20	0014050203	HH COLLAR SCREW M 5X20 WS=6	4
21	0014050163	HH COLLAR SCREW M 5X16 WS=6	4

118170730 / C118170730

* NEW PART

X AS REQUIRED

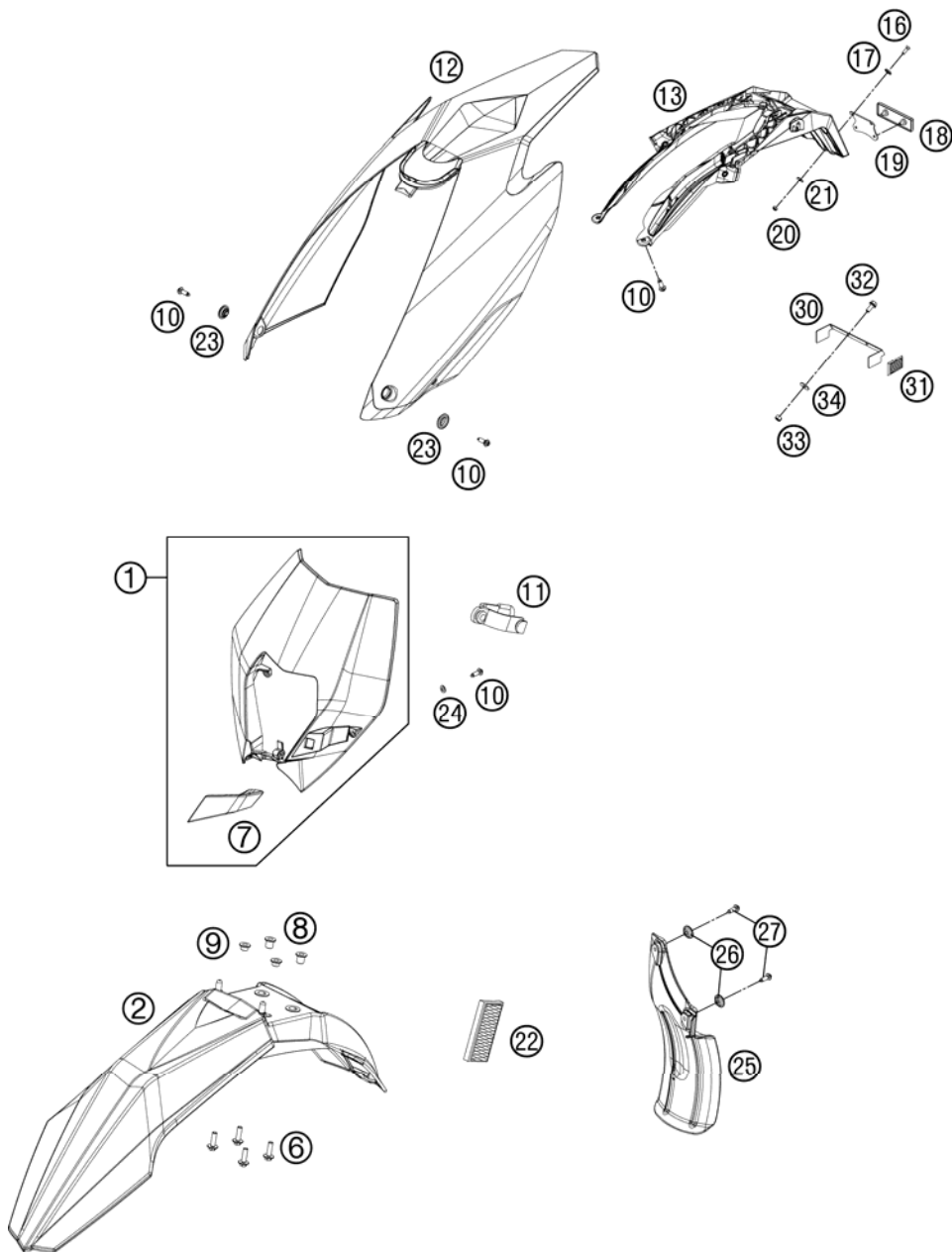



FIG	PART NUMBER	DESCRIPTION	QTY
1	7800800100068	HEAD LIGHT MASK BLUE 2011	1
2	7650801000068	FRONT FENDER BLUE	1
6	0024060206	HH COLLAR SCREW M6X20 TX30	4
7	7800802200068	BRAKE HOSE GUIDE BLUE	1
8	62508009000	COLLAR BUSHING 7,2X10X15X8,5	2
9	54808020000	SPACER BUSHING 03	2
10	0017060203	EJOT PT SCREW K60X20 WS=6	x
11	50211086000	MASK RUBBER UFO WP '95	2
12	8120801310028	REAR FENDER HUSABERG WHITE 09	1
13	81208016100	NUMBER PLATE CARRIER	1
16	0966050203	OVAL HEAD SCREW DIN0966-M 5X20	2
17	40006006000	WASHER 6MM	2
18	58412080000	REFLECTOR RED LC4 '98	1
19	58412080050	BRACKET FOR REFLECTOR	1
20	0985050003	SELF LOCKING NUT DIN0985-M 5	2
21	0125050003	WASHER DIN0125-A 5,3	2
22	58412080100	REFLECTOR YELLOW '99	2
23	77306001030	COLLAR BUSHING 4,5/12,6/23	2
24	0125060003	WASHER DIN0125-A 6,4	1
25	77306010000	FENDER FOR FILTER BOX	1
26	77304066050	BUSHING F. CHAIN SLIDING PR.07	2
27	0017060204	EJOT PT SCREW K60X20 ALU WS=6	2
30	62512081000	BRACKET SIDE REFLECTOR 06	1
31	16512180100	SIDE REFLECTOR RED REAR	2
32	0024060156	HH COLLAR SCREW M6X15 TX30	2
33	0985060003	SELF LOCK. NUT DIN0985-M 6	2
34	0021060003	WASHER DIN9021-A 6,4	2

118170811 / C118170811

* NEW PART

X AS REQUIRED

①



②

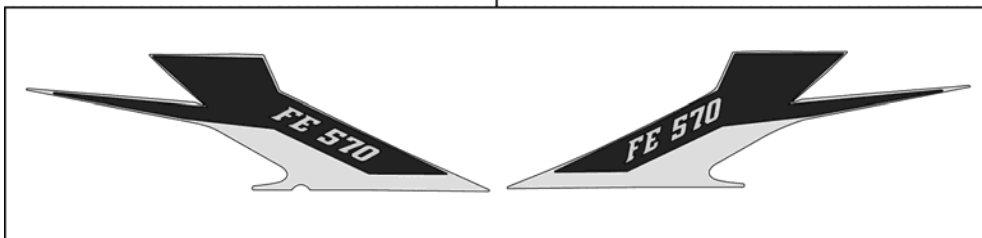


FIG	PART NUMBER	DESCRIPTION	QTY
1*	81208099200	DECAL KIT HUSABERG FE/FX 2011	1
2*	81708091300	STICKER REAR PART FE 570 2011	1

118170830 / C118170830

* NEW PART

X AS REQUIRED

FRONT WHEEL

FE 570 S USA 2011

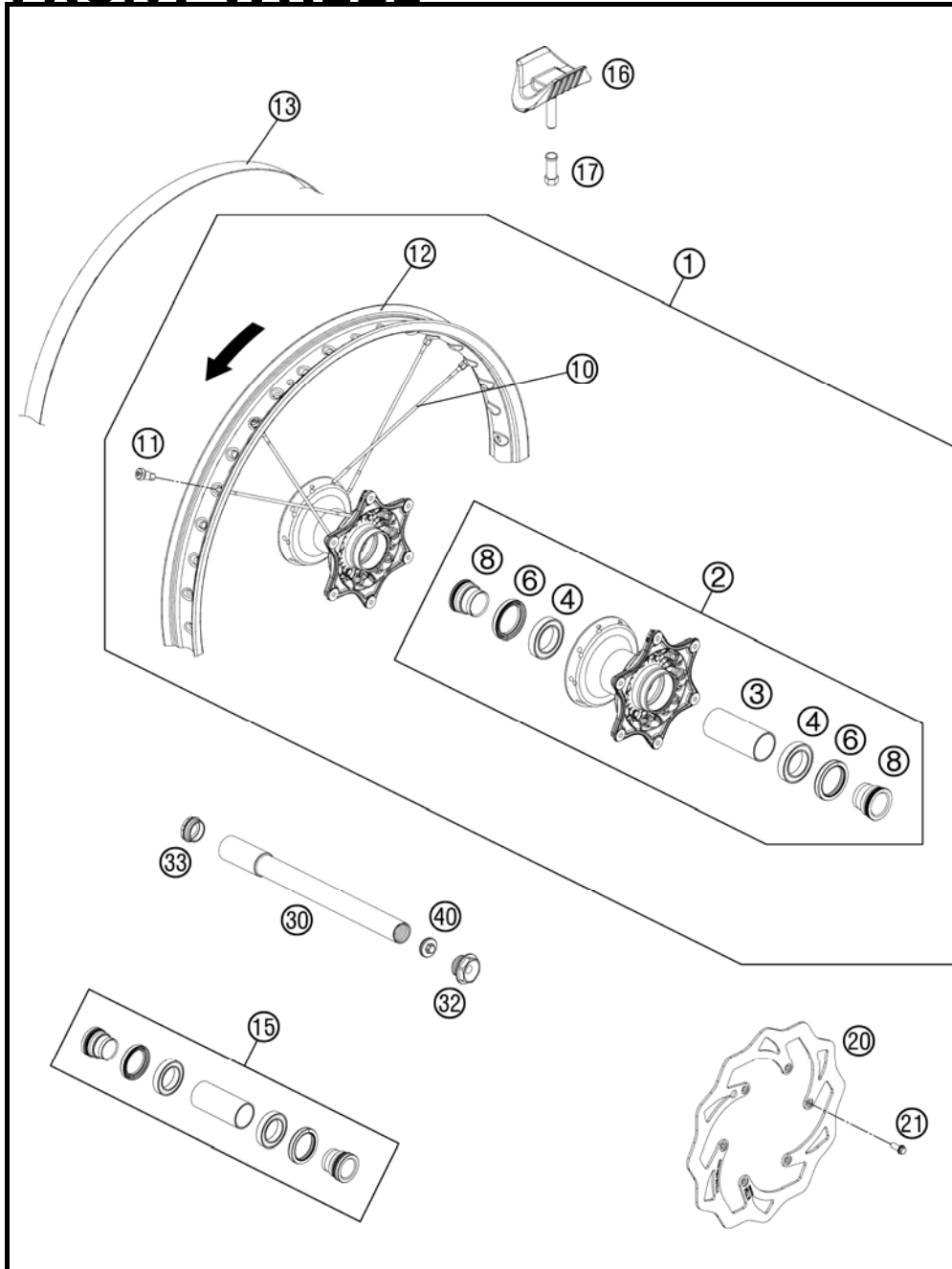


FIG	PART NUMBER	DESCRIPTION	QTY
1	51509001044	FRONT WHEEL CPL.6X21"EXCEL XC	1
2	78009010144	FRONT WHEEL HUB CPL.	1
3	54809011000	BEA.SPACERTUBE 35X2 L=79,4 03	1
4	0625069068	GR.BALL BEAR.6906 DDU2CG23S6NM	2
6	0760354771	SHAFT SEAL RING 35X47X7 TC	2
8	78009012000	SPACER BUSHING F. FR. WHEEL 08	2
10	77109071226	SPOKE M4,5x226-21" 11	36
11	77109072000	SPOKE NIPPLE M4,5 AL 11	36
12	51509070000	RIM FRONT 1,6"x21" EXCEL AL7	1
13	50309073000	RIM BAND 21"	1
15	78009015000	FRONT WHEEL REP. KIT	x
16	51009100100	RIM LOCK VM1 (1,60")	1
17	50310090050	NUT FOR WHEEL HOLDER '96	1
20	77309060000	BRAKE DISC FRONT 260	1
21	59009062013	SPECIAL SCREW M6X13 WS=8 10.9	6
30	77309081000	WHEEL SPIN.FR. D=26 M24x1,5 07	1
32	54809082000	SPINDLE SCREW M24X1,5 WS=27 03	1
33	54809081050	PLUG BUSHING WS=27 03	1
40	54809081070	AUXILIARY SCREW FRONT 06	1

118170910 / C118170910

* NEW PART

X AS REQUIRED

REAR WHEEL

FE 570 S USA 2011

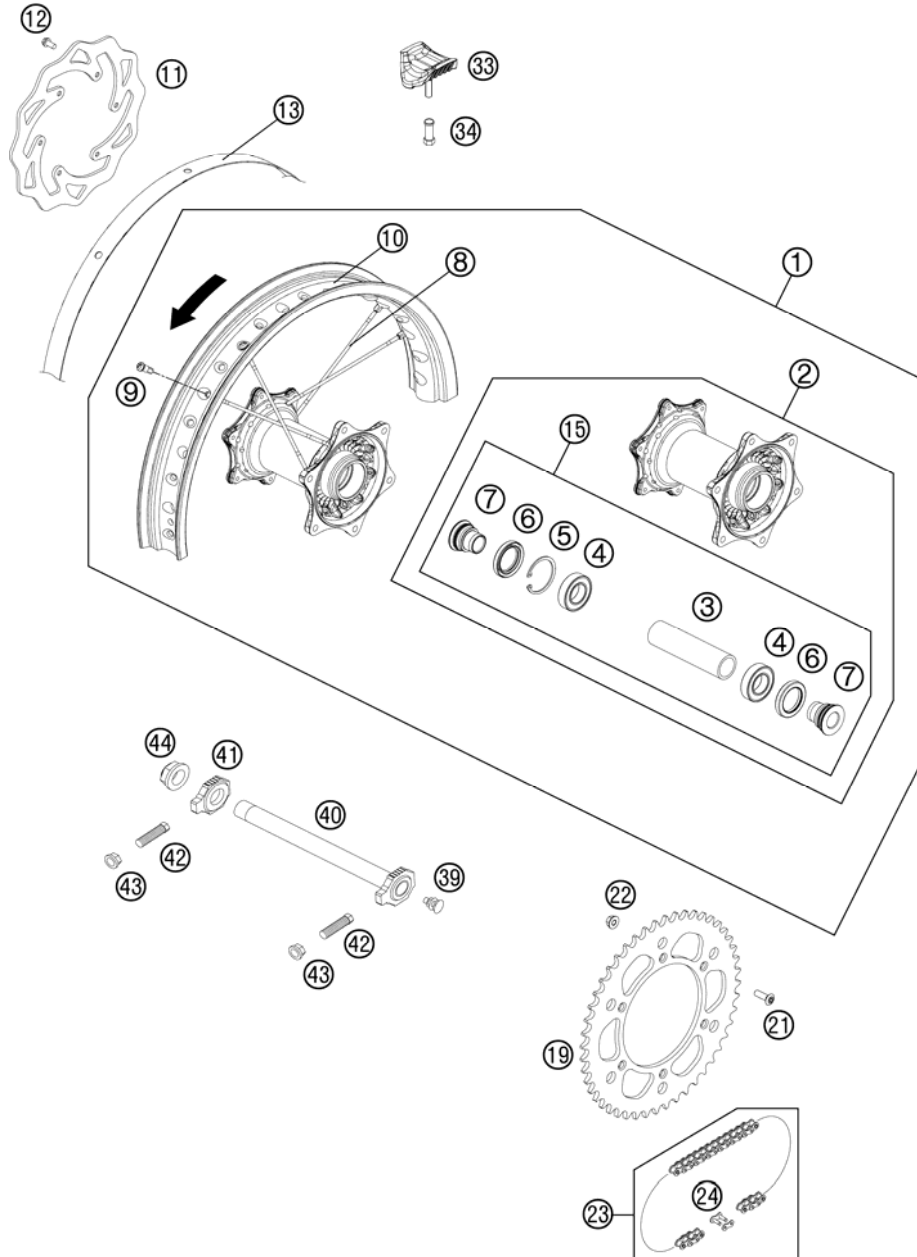


FIG	PART NUMBER	DESCRIPTION	QTY
1	51510001044	REAR WHEEL 2,15X18"EXCEL 11	1
2	78010010144	REAR WHEEL HUB CPL.	1
3	59010011000	BUSHING SPACER TUBE 121,5MM 01	1
4	0625060058	GR.BALL BEAR.6005 DDU2CG23S6NM	2
5	0472047175	CIRCLIP DIN0472-47X1,75	1
6	0760324771	SHAFT SEAL RING 32X47X7 BSL	2
7	78010016000	BUSHING FOR HUB 08	2
8	77110071193	SPOKE M4,5X193- 18"	36
9	77109072000	SPOKE NIPPLE M4,5 AL 11	36
10	51510070000	REAR RIM 2,15"X18"EX. AL7	1
11	77310060000	BRAKE DISC REAR 220	1
12	59009062013	SPECIAL SCREW M6X13 WS=8 10.9	6
13	50310073200	RIM BAND 18" AND 19"	1
15	78010015000	REAR WHEEL REP. KIT	1
19	58310051038	REAR SPROCKET 38-T	x
19	58310051042	REAR SPROCKET 42-T	x
19	58310151040	REAR SPROCKET 40-T	x
19	58310151045	REAR SPROCKET 45-T	x
19	58310151048	REAR SPROCKET 48-T	x
19	58310151049	REAR SPROCKET 49-T	x
19	58310151050	REAR SPROCKET 50-T	x
19	58310151051	REAR SPROCKET 51-T	x
19	58310151052	REAR SPROCKET 52-T	x
21	0019080266S	COUNTER-SUNK SCREW ISA45 M8X26	6
22	06923080003	HEXAGON NUT DIN EN1661 M8 SW13	6
23	78010167118	CHAIN DID 118 ROLLS	1
24	78010166100	RIVETING LINK FOR 78010167118	1
33	54010100100	RIM LOCK VM3 (2.15")	1
34	50310090050	NUT FOR WHEEL HOLDER '96	1
39	50210086000	COVERING CAP SFL16	1
40	77310085044	WHEEL SPINDLE RE. CPL.265MM 07	1
41	50310084000	CHAIN TENSIONER R/S 2000	1
42	50304040100	SCREW M10X1,25X50 WS=10	2
43	58414030000	HH COLLAR NUT M10X1,25 WS=13	2
44	50310099000	HEXAGON NUT M20X1,5 '98	1

118171010 / C118171011

* NEW PART

X AS REQUIRED

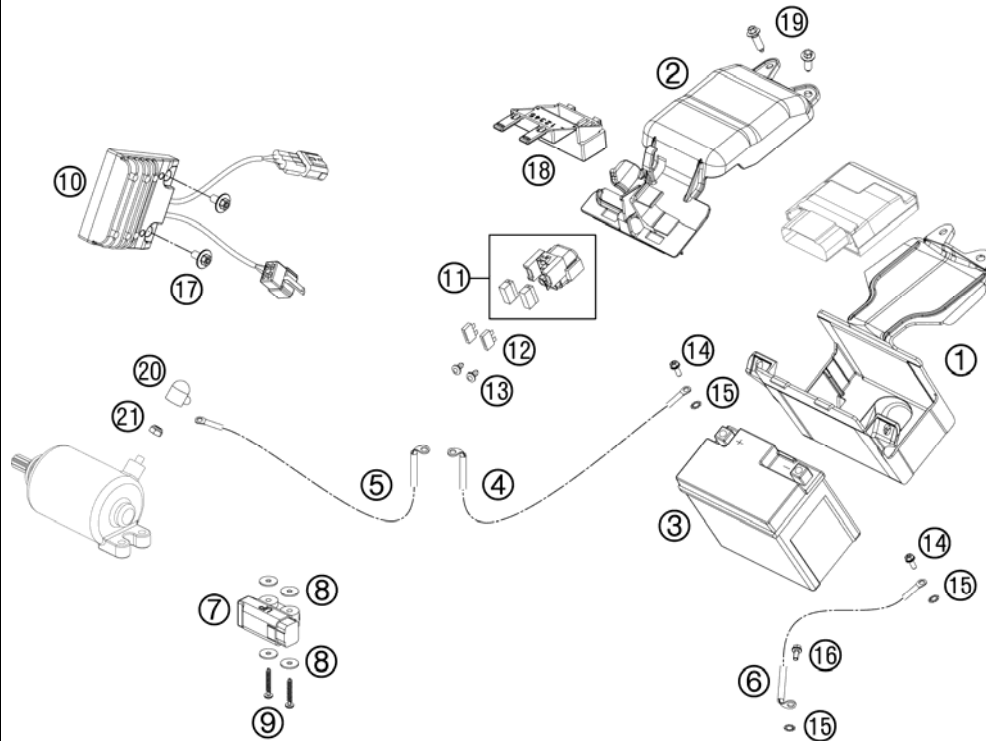


FIG	PART NUMBER	DESCRIPTION	QTY
1	81211054000	BATTERY COMPARTMENT	1
2	81211054010	BATTERY COVER	1
3	80011053000	BATTERY 12V/7AH 04	1
4	81211059050	STARTER CABLE BATTERY-RELAY	1
5	81211059000	STARTER CABLE STARTER	1
6	81211097000	GROUND CABLE	1
7	61041088000	ROLLOVER SENSOR 05	1
8	61041088050	SHIM 4,3X15X1,25MM GALVANIZED	4
9	0081400253	PLASTIC SCREW KA40X25WN1412	2
10	81211034000	VOLTAGE REGULATOR EFI	1
11	58211058000	STARTER RELAY 12V '99	1
12	58011109120	FUSE 20 A	2
13	0902060083	AH OVAL SCREW ISO 7380 M 6X8	2
14	0025050126	HH COLLAR SCREW M5X12 TX30	2
15	58411098100	CONTACT WASHER M6 VSV-K6	3
16	0025060126	HH COLLAR SCREW M6X12 TX30	1
17	0024060123	COLLAR SCREW M6X12 TX	2
18	58411087050	RUBBERCOVER F.LOCKHOLDER	1
19	0017060204	EJOT PT SCREW K60X20 ALU WS=6	1
20	58440099000	PROTECTION CAP F. STARTER ENG.	1
21	0985060003	SELF LOCK. NUT DIN0985-M 6	1

108171130 / C108171130

* NEW PART

X AS REQUIRED

WIRING HARNESS

FE 570 S USA 2011

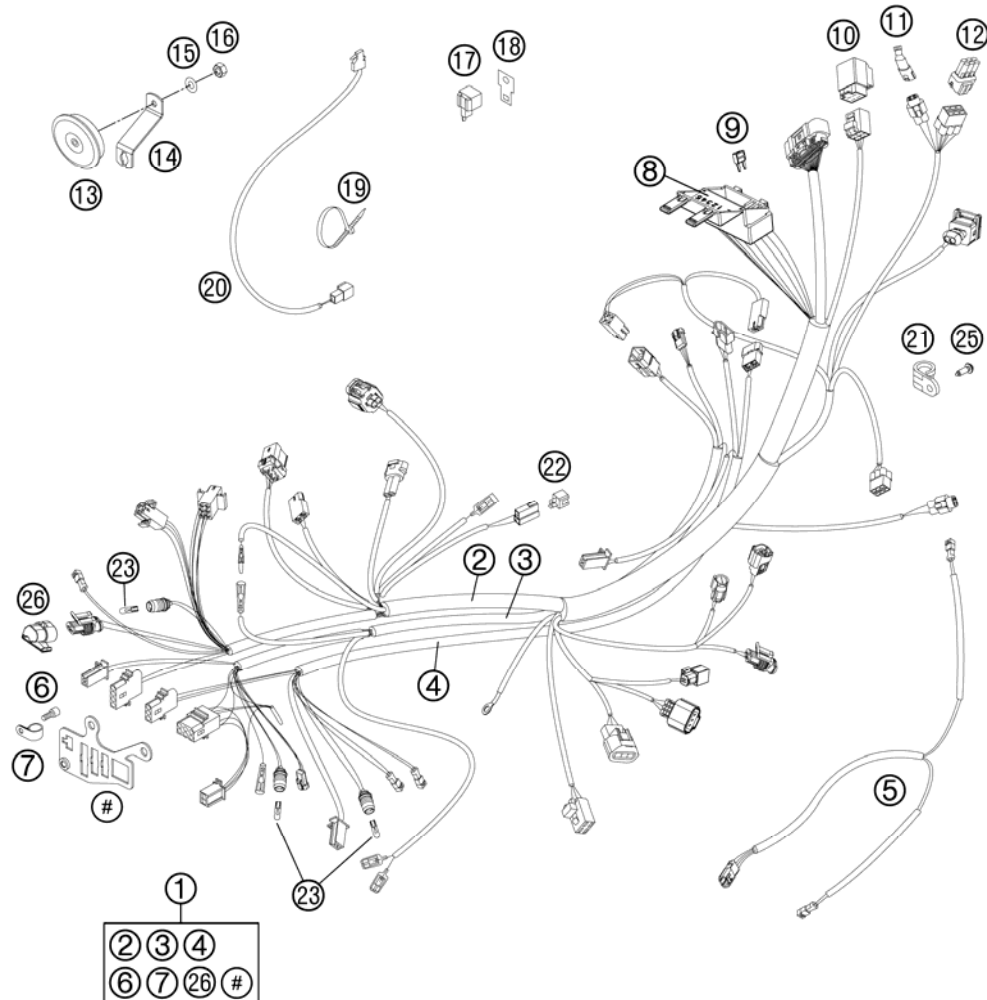


FIG	PART NUMBER	DESCRIPTION	QTY
1	81211175000	MAIN CABLE HARNESS USA 2011	1
2	81211175010	WIRING HARNESS MOTORCYCLE 11	1
3	81211075120	WIRING HARNESS LIGHT 2010	1
4	81211075130	WIRING HARNESS FLASHER 2010	1
5	81211081000	REAR FLASHER WIR. HARNESS 2010	1
6	09120500083	AH SCREW DIN 912 M 5X8	1
7	57013070000	PVC-CLAMP 7/16" HEYCO 3377	1
8	58411087050	RUBBERCOVER F.LOCKHOLDER	1
9	75011088010	FUSE 10A 07	x
10	61111057000	RELAY CM1A-R-12V-H80 07	1
11	69011040000	END PLUG CAN-BUS 08	1
12	000700000BH	SPARE CONNECTOR BH 6-PINS	1
13	50311060200	DC HORN 12V 07	1
14	78011061000	HORN BRACKET EXC 08	1
15	0125050003	WASHER DIN0125-A 5,3	1
16	0934050003	HEXAGON NUT DIN0934-M 5	1
17	44611207200	FLASHER UNIT 97	1
18	58211031100	BRACKET FOR FLASHER RELAY	1
19	44011076140	CABLE TIE 140/2,5MM BLACK	x
19	44011076200	CABLE TIE 200/3,6MM BLACK	x
19	44011076305	CABLE TIE 300/4,8MM BLACK	x
20	50311050100	BRAKE LIGHT SWITCH FRONT 2002	1
21	54211052000	CLAMP RSGU 24/15	1
22	58411096100	DIODE S3H-15 97	1
23	49111425200	BULB 12V 2,3W (W2X4,6D)	3
25	0017060203	EJOT PT SCREW K60X20 WS=6	1
26	77211010050	DUMMY PLUG MAPSELECTSWITCH	1

118171111 / C118171111

* NEW PART

X AS REQUIRED

BRAKE CALIPER REAR

FE 570 S USA 2011

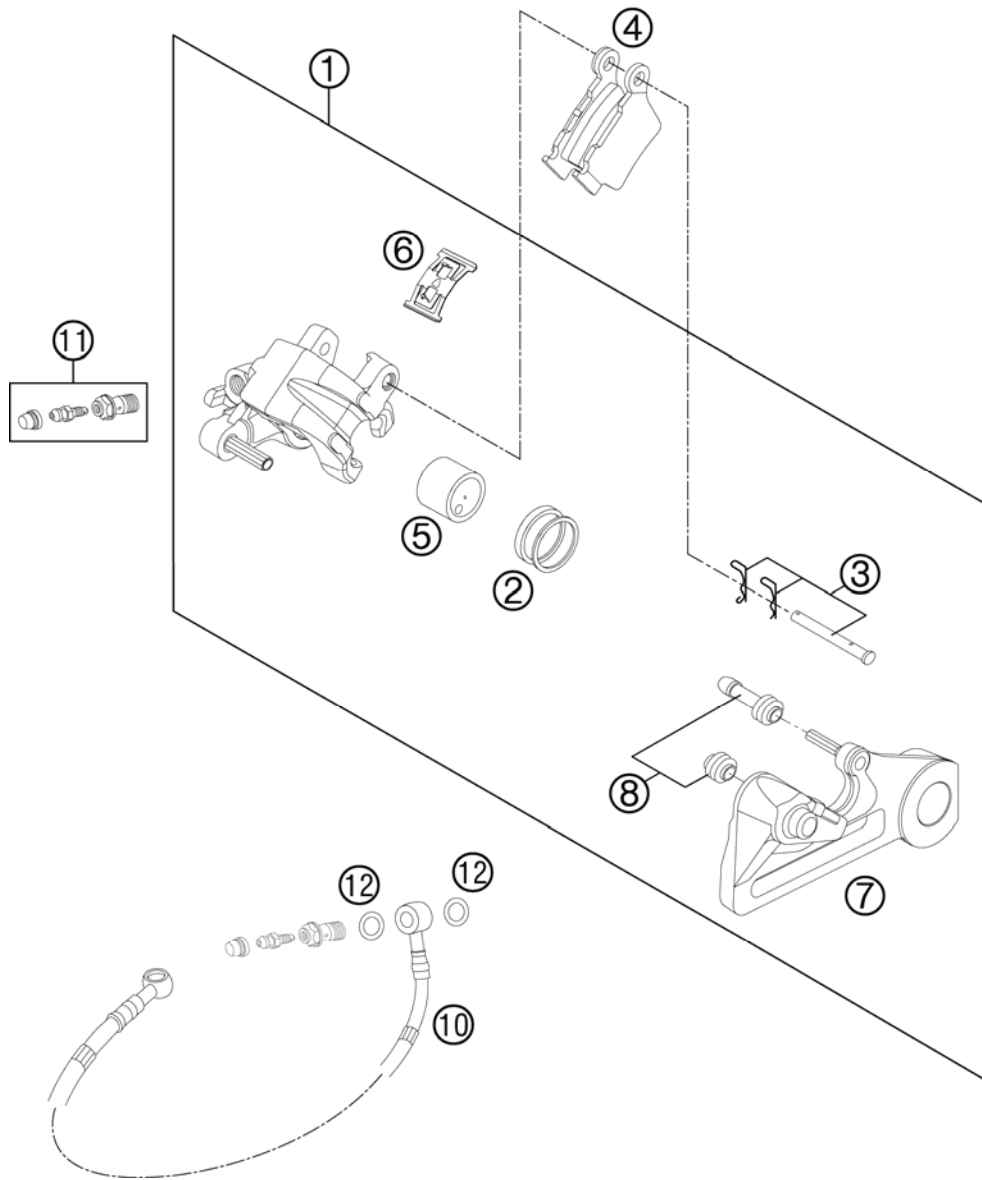


FIG	PART NUMBER	DESCRIPTION	QTY
1	54813080101	BRAKE CAL. RE. - WITHOUT PADS	1
2	50313081200	REPAIR KIT SEALING RINGS 26MM	1
3	54813082000	BOLT SET FOR BRAKE CALIPER 03	1
4	54813090300	BRAKE PAD SET REAR TOYO	1
5	54813083000	BRAKE PISTON 26MM 2003	1
6	54813018000	RETAINING SPRING SET 2003	1
7	54813075000	BRAKE CALIPER SUPPORT REAR	1
8	54613218000	CUP SET SHORT	1
10	54813070000	BRAKE HOSE REAR 655MM 03	1
11	62513020000	BLEEDER SCREW CPL. 05	1
12	0603100141	COPPER GASKET DIN7603-10X14X1	2

108171390 / C108171390

* NEW PART

X AS REQUIRED

HAND BRAKE CYLINDER

FE 570 S USA 2011

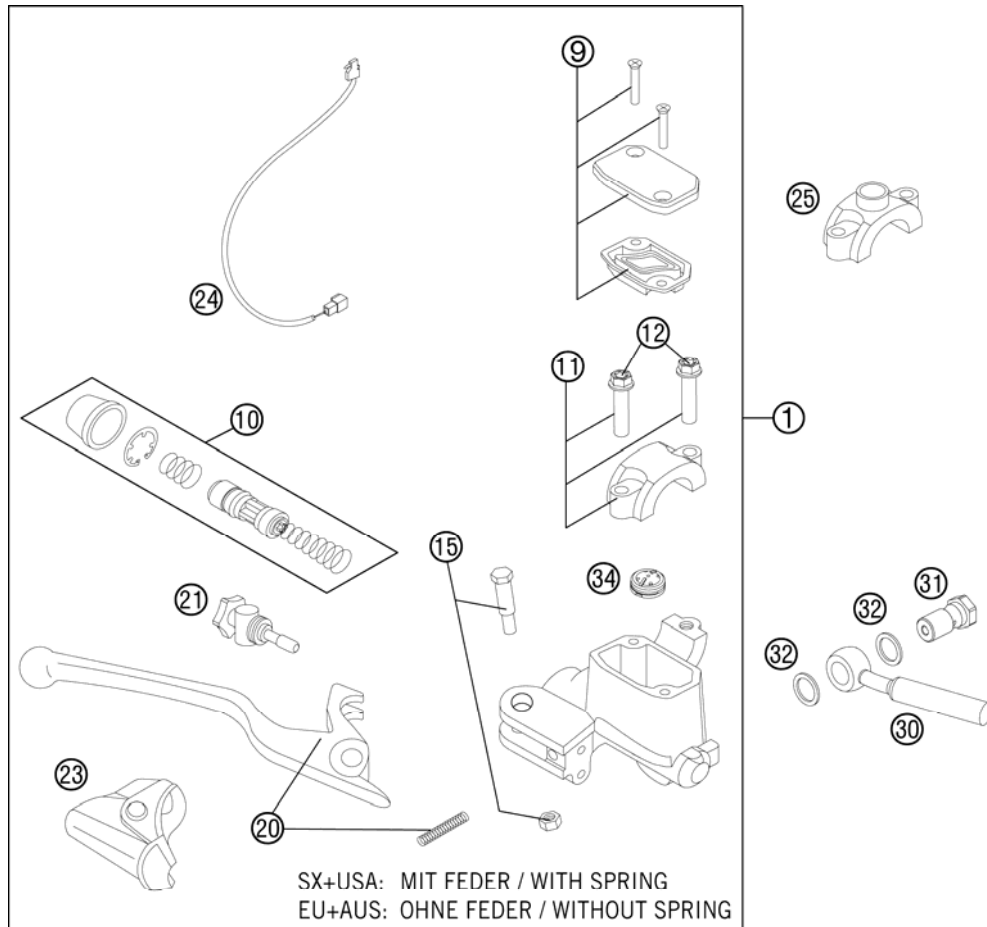


FIG	PART NUMBER	DESCRIPTION	QTY
1	77013001144	HAND BRAKE CYLINDER CPL.EXC 09	1
9	50313003000	HANDBRAKE CYL.COVER CPL.NATURE	1
10	54813008300	REP.SET PISTON D=9MM 2009	1
11	50313005000	CLAMP CPL. NATURE	1
12	0025060256	HH COLLAR SCREW M6X25 TX30	2
15	50313006100	LEVER SCREW CPL. 2001	1
20	54813002200	HAND BRAKE LEVER + SPRING 2009	1
21	54813007300	ADJUSTING SCREW CPL. SX 2009	1
23	50313004000	PROTECTION CAP HAND BRAKE CYL.	1
24	50311050100	BRAKE LIGHT SWITCH FRONT 2002	1
25	58012040150	CLAMP FOR MIRROR '94	1
30	59013011000	BRAKEHO. FRONT 1300MM 2000	1
31	54813020200	BANJO SCREW 08	1
32	0603100141	COPPER GASKET DIN7603-10X14X1	2
34	54802051000	VALVE	1
80	00062030000	BRAKE FLUID DOT5.1 0,25L	1

118171310 / C118171310

* NEW PART

X AS REQUIRED

REAR BRAKE CONTROL

FE 570 S USA 2011

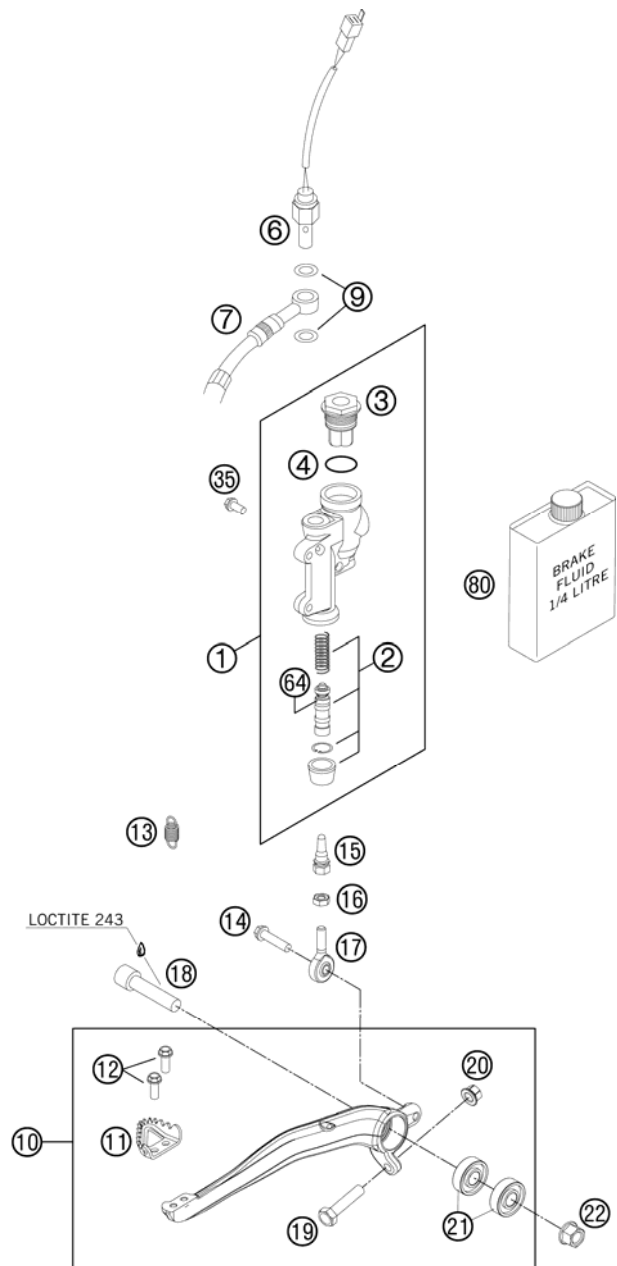


FIG	PART NUMBER	DESCRIPTION	QTY
1	54813060100	REAR BRAKE CYLINDER CPL. 2004	1
2	54813061200	REPAIR KIT PISTON 13MM 06	1
3	54813062100	REAR BRAKE CYL. COVER CPL. 04	1
4	54813063000	FOOT-BRAKE CYL. GASKET SX 03	1
6	50311051100	BRAKE LIGHT SWITCH REAR '98	1
7	54813070000	BRAKE HOSE REAR 655MM 03	1
9	0603100141	COPPER GASKET DIN7603-10X14X1	2
10	78013050044	FOOT BRAKE LEVER CPL.	1
11	54813051000	STEP PLATE FOR BRAKE LEVER	1
12	0025050126	HH COLLAR SCREW M5X12 TX30	2
13	54603062000	RETURN SPRING FOR BRAKE LEVER	1
14	0025060206S	HH COLLAR SCREW M6X20 TX30	1
15	54813056000	PUSH ROD L=28MM 03	1
16	0985060003	SELF LOCK. NUT DIN0985-M 6	1
17	54813055000	SWIVEL HEAD KA6 03	1
18	0032100406S	AH-COLLAR SCREW M10X40 ISA45	1
19	59001037000	SPECIAL SCREW M8X26 WS=10	1
20	46030045000	COLLAR NUT M8 WS=10	1
21	0625060002	BALL BEARING SKF 6000-2RS1	2
22	54630044000	COLLAR NUT M10 WS=13	1
35	0025060166	HH COLLAR SCREW M6X16 TX30	2
64	54813064200	BELLOWS FOR REPAIR KIT 06	1
80	00062030000	BRAKE FLUID DOT5.1 0,25L	1

108171330 / C118171330

* NEW PART

X AS REQUIRED

BRAKE CALIPER FRONT

FE 570 S USA 2011

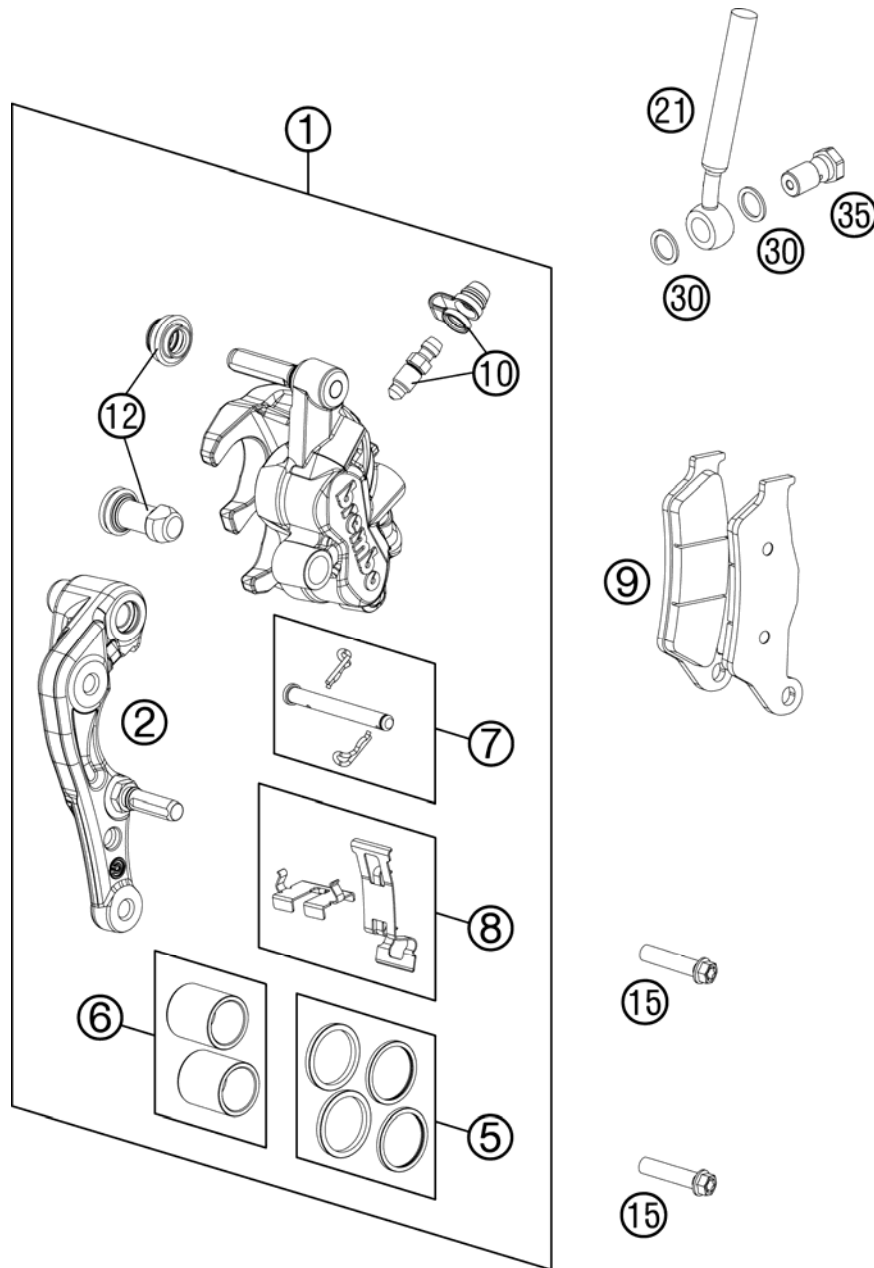


FIG	PART NUMBER	DESCRIPTION	QTY
1	7701301500101	CALIPER NAT. WITHOUT PADS	1
2	77013014000	BRAKE CALIPER SUPPORT FRONT 09	1
5	77013021000	REP. KIT SEALS 24MM	1
6	77013019000	REP. KIT PISTON 24MM	1
7	77013017000	BOLT CPL. 09	1
8	77013018000	RETAINING PLATE SET BREMBO	1
9	77013020000	BRAKE PADS TOYO B153	1
10	61013020100	BLEEDER SCREW WITH CAP	1
12	54613218000	CUP SET SHORT	1
15	0025080356S	HH COLLAR SCREW M8X35 TX40	2
21	59013011000	BRAKEHO. FRONT 1300MM 2000	1
30	0603100141	COPPER GASKET DIN7603-10X14X1	2
35	54813020200	BANJO SCREW 08	1

118171360 / C118171361

* NEW PART

X AS REQUIRED

LIGHTING SYSTEM

FE 570 S USA 2011

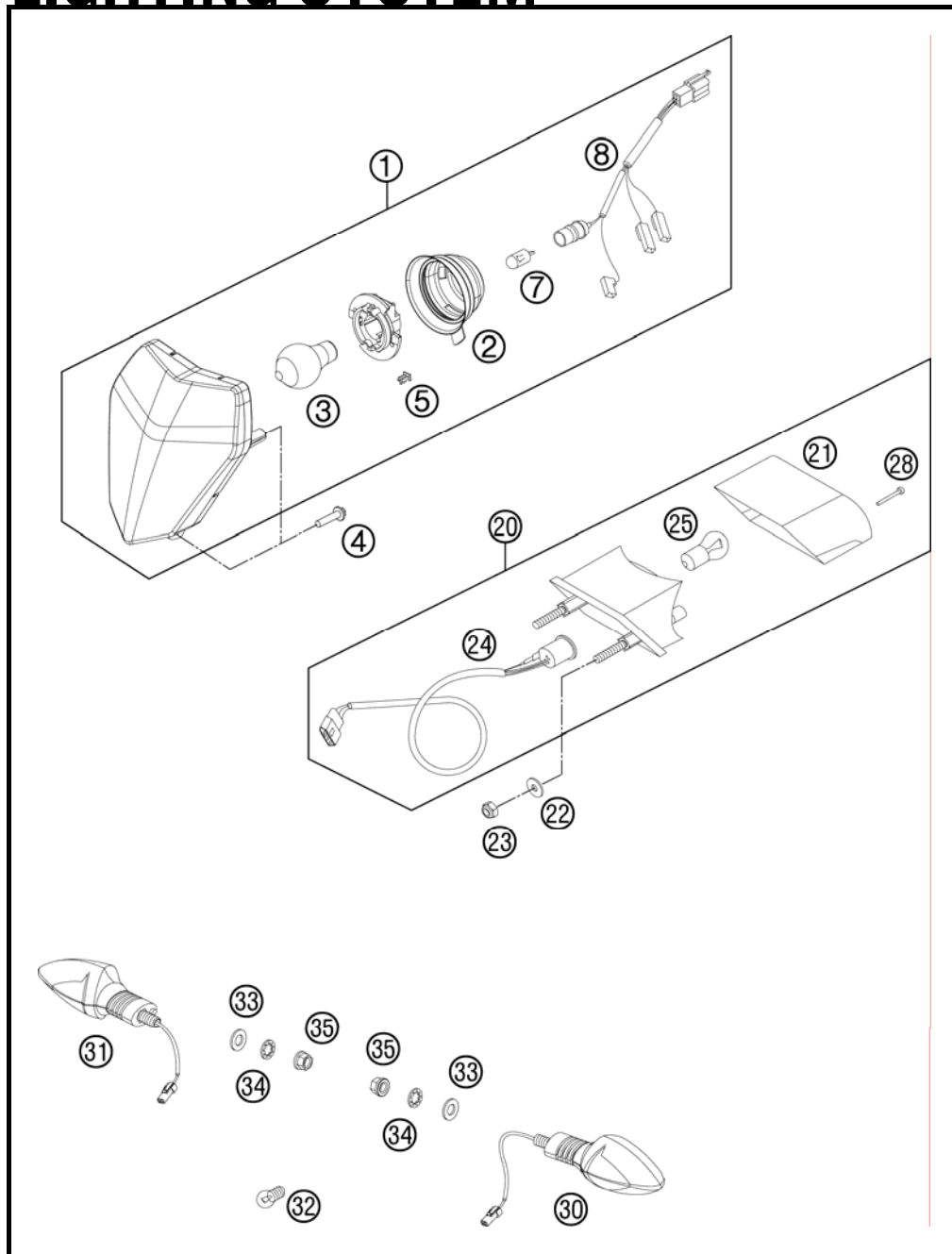


FIG	PART NUMBER	DESCRIPTION	QTY
1	78014001000	HEAD LIGHT CPL. EXC-EU 08	1
2	54814001050	RUBBER CAP FOR HEAD LIGHT 05	1
3	44111038000	BILUX-BULB 12V 35/35W BA20D	1
4	0081050181	SCREW FOR PLASTIC K50X18 T20	3
5	78014009000	DRAIN HOLE COVER	1
7	49011435100	BULB 12V 5W (W2,1X9,5D) PHIL.	1
8	54811001050	CABLE FOR HEAD LIGHT 2005	1
20	50314040200	REAR LIGHT CPL. EXC 07	1
21	50314041100	REAR LIGHT LENS 125-380 EGS'98	1
22	0021060003	WASHER DIN9021-A 6,4	2
23	0985060003	SELF LOCK. NUT DIN0985-M 6	2
24	50311076000	WIRING HARNESS REAR 125-380'98	1
25	58414042000	BULB 12V 21/5W (BAY15S)REINFO.	1
28	0981350323	SHEET MET. SCR. DIN7981 3,5X32	2
30	78114025000	FLASHER CPL.FRONT L/S REAR R/S	2
31	78114026000	FLASHER CPL.FRONT R/S REAR L/S	2
32	60114027000	BULB 12V ORANGE (RY10W)	2
33	0125100003	WASHER DIN0125-A10,5	2
34	0797100003	LOCK WASHER DIN6797-J10,5 ZI	2
35	58414030000	HH COLLAR NUT M10X1,25 WS=13	2

118171410 / C118171410

* NEW PART

X AS REQUIRED

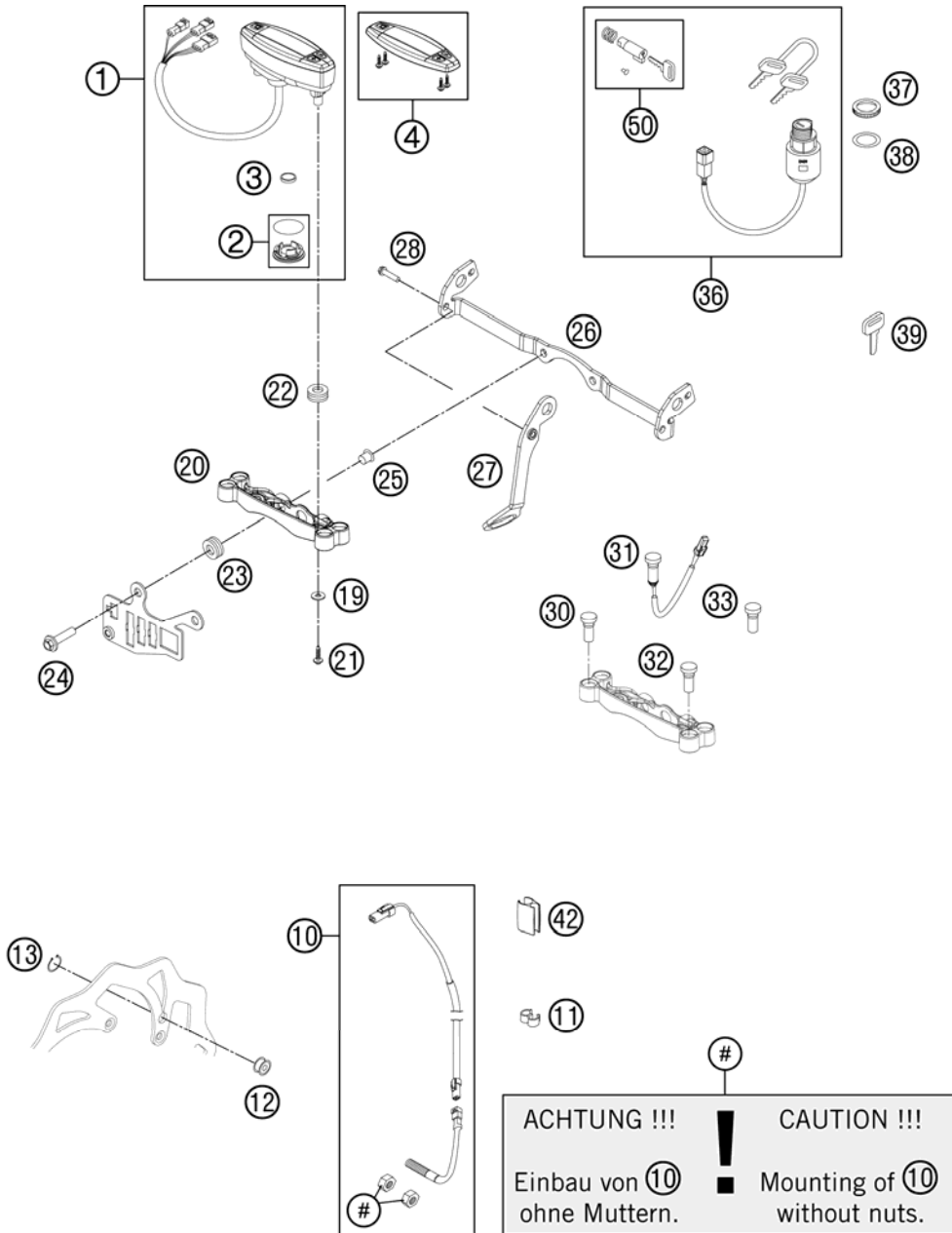


FIG	PART NUMBER	DESCRIPTION	QTY
1	54814069100	SPEEDOMETER MPH F. 21" 2005 REPROGRAMMABLE: MPH - KM/H	1
2	54814069010	BATTERY COVER F. SPEEDOM. 2005	1
3	58314068000	BATTERY F. SPEEDOM. M.A.E. 02	1
4	54814069020	SPEEDOMETER TOP PART 05	1
10	54814068100	CABLE FOR DIGITAL SPEEDOM. 06	1
11	55011022100	CLAMP D=6/8MM, BLACK	2
12	54814069050	MAGNET FOR DIGITAL SPEEDOM. 03	1
13	0471009104	CIRCLIP DIN0471- 9X1 INOX	1
19	0021050003	WASHER DIN9021-A 5,3	2
20	81214060000	SPEEDOMETER BRACKET	1
21	0081050121	SCREW FOR PLASTIC K50X12 T20	2
22	58214069051	RUBBER GROMMET 16X10,8X3 02	2
23	31008060000	RUBBER SLEEVE D=8MM OPEN	2
24	0024060256	HH COLLAR SCREW M6X25 TX30	2
25	58314060050	SPACER BUSH. F. SPEEDOMET.BRA.	2
26	78014033000	FLASHER BRACKET EXC 08	1
27	78011065050	RETAINING PLATE IGN. LOCK 08	1
28	0025050126	HH COLLAR SCREW M5X12 TX30	1
30	58011024300	FLASHER INDICAT.LIGHT GREEN'98	1
31	81214083000	INDICATOR LIGHT LED YELLOW FI	1
32	58011021300	H.BEAM INDICATOR LIGHT BLUE'98	1
33	81214086000	INDICATOR LIGHT RESERVE	1
36	78011065100	IGNITION LOCK SET STR.LE 08	1
37	50311066050	IGNITION LOCK NUT M24X1	1
38	58411066450	WASHER F. IGNITION LOCK 03	1
39	40011166200	KEY BLANK BLACK "T" GRIP	x
42	54813026000	CABLE SUPPORT 10/6MM 06	2
50	78003035000	STEERING HEAD LOCK 08	1

118171431 / C118171431

* NEW PART

X AS REQUIRED

EVAPORATIVE CANISTER

FE 570 S USA 2011

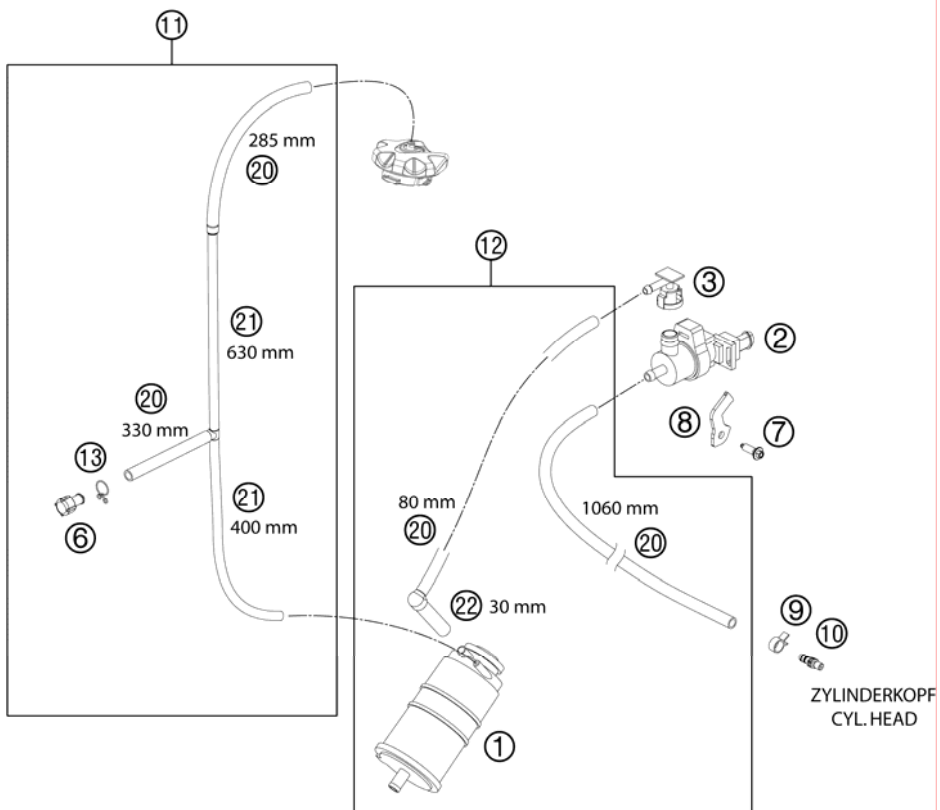
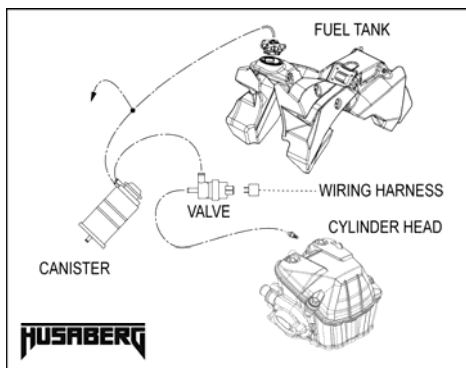


FIG	PART NUMBER	DESCRIPTION	QTY
1	59415001100	EVAPORATIVE CANISTER 08	1
2	61115015000	VALVE FOR CARBON CANISTER 07	1
3	61115016000	FITTING PIECE NQV2 NW7 90°	1
6	78015026000	PLUG D=6/10 08	1
7	0017060204	EJOT PT SCREW K60X20 ALU WS=6	1
8	81215002000	BRACKET F. VALVE	1
9	58007017000	YDNAC CLAMP 10101 (9MM)	1
10	60036023100	VACUUM CONECTION M6/0,5MM	1
11	81215041033	DRAINING EVAP-CAN. CPL. 2011	1
12	81215001033	EVAP CANISTER CPL. W. HOSES	1
13	50231005000	HOSE CLAMP YDNAC 10119 11MM	1
20	78015019000	HOSE EPA D=6/10 L=2000MM	x
21	780150211000	HOSE EPA D=4/8 L=1000 08	x
22	60015219120	HOSE 8X12 FPM 120MM	x

118171510 / C118171510

* NEW PART

X AS REQUIRED

①
OHNE ABBILDUNG
WITHOUT ILLUSTRATION

①
TECHNISCHE DOKUMENTATION
TECHNICAL DOCUMENTATION
DOCUMENTACION TECNICA
DOCUMENTATION TECHNIQUE
NOTE TECNICHE

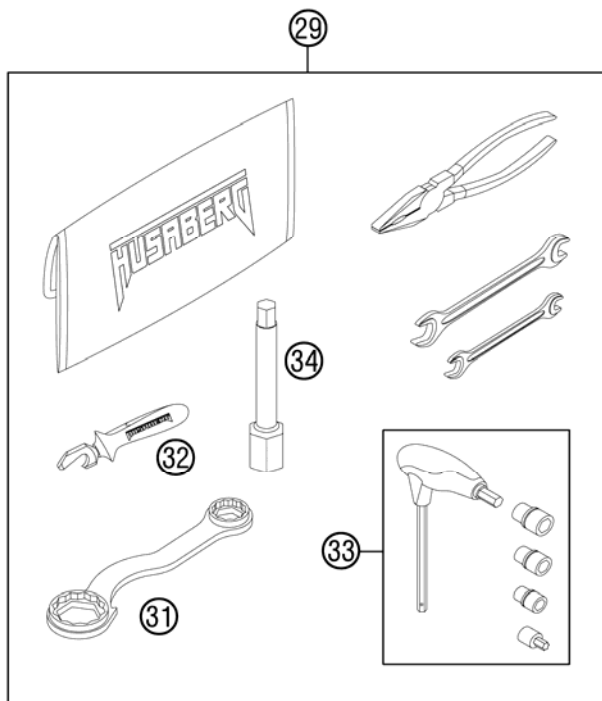



FIG	PART NUMBER	DESCRIPTION	QTY
0	0021060003	WASHER DIN9021-A 6,4	1
0	0024060206	HH COLLAR SCREW M6X20 TX30	4
0	0025060356	HH COLLAR SCREW M6X35 TX30	1
0	0125050003	WASHER DIN0125-A 5,3	2
0	0966050203	OVAL HEAD SCREW DIN0966-M 5X20	2
0	0985050003	SELF LOCKING NUT DIN0985-M 5	2
0	40006006000	WASHER 6MM	2
0	44011076200	CABLE TIE 200/3,6MM BLACK	1
0	50302044000	CLAMP FOR MIRROR CPL. 09	1
0	5030314013390	FOOTPEG L.+R. CPL. 03	1
0	54808020000	SPACER BUSHING 03	2
0	58012040150	CLAMP FOR MIRROR '94	1
0	58412040050	SUPPORT FOR MIRROR LC4 '98	2
0	58412080000	REFLECTOR RED LC4 '98	1
0	58412080050	BRACKET FOR REFLECTOR	1
0	61112040000	REVIEW MIRROR L/S 07	1
0	61112041000	REVIEW MIRROR R/S 07	1
0	62508009000	COLLAR BUSHING 7,2X10X15X8,5	2
0	7650801000068	FRONT FENDER BLUE	1
0	81202002000	FATBAR PAD HUSABERG 09	1
0	81203190000	ENGINE GUARD	1
0	81212002000	BAG HUSABERG	1
0	H38090110	HUSABERG BALLPOINT PEN	1
1	3802021EN	OWN.MAN. FE 570 STR. LEG. 2011	1
1	3CF2475K7EN	SPM CHASSIS FE 570 STR.LEG. 11	1
1	3CM090036KEN	SPM ENGINE 570 USA 2011	1
29	81229099000	TOOL SET 2009	1
31	50329080100	WRENCH SW=17/21/27/32 B&F	1
32	81229071000	OPENER HUSABERG	1
33	60029070200	T-WRENCH WS=6/8/10 TX=45 B&F	1
34	78029072000	SPARK PLUG SOCKET	1

098122001 / C118172003

* NEW PART

X AS REQUIRED







HUSABERG

HUSABERG – a company of the KTM Group
A-5230 Mattighofen
www.husaberg.cc

KTM Group Partner



3CF2475K7EN



Art.Nr.: 3CF2475K7EN 7/2010