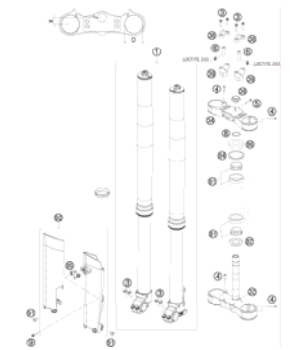
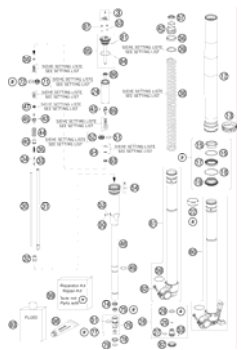
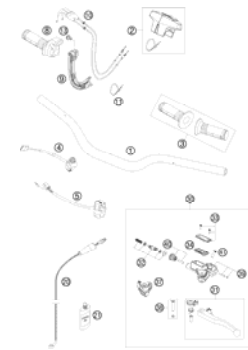
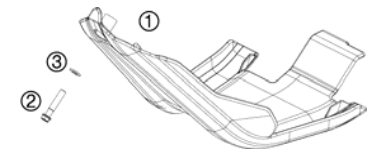
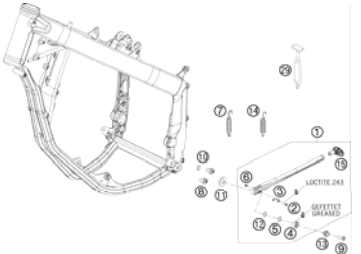
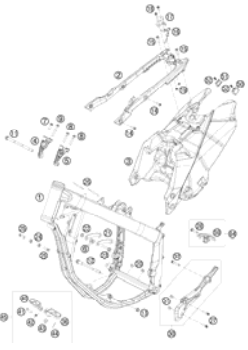
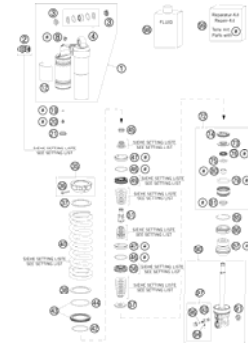
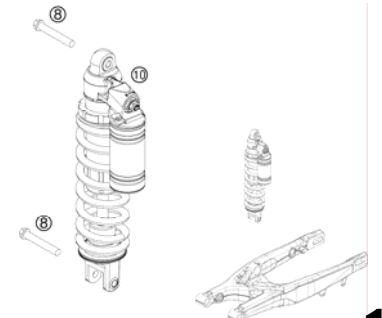
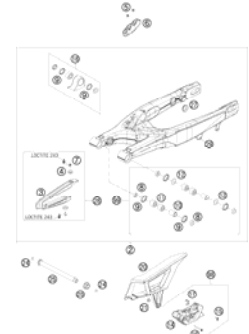

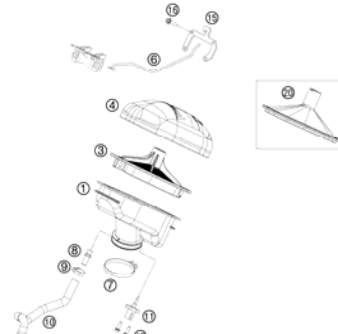
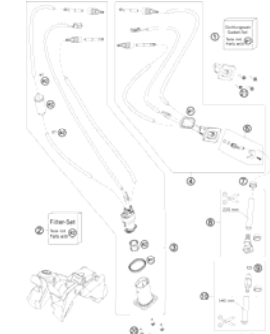


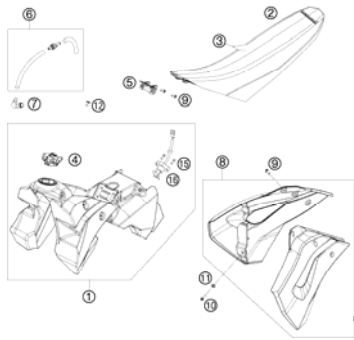
## SPARE PARTS MANUAL: CHASSIS

ART.NO.: 3CF2375K3EN

ENGLISH

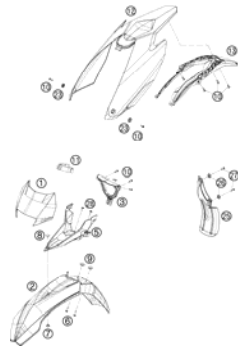
<p><b>FRONT FORK, TRIPLE CLAMP</b></p>  <p><b>4</b></p>	<p><b>FRONT FORK DISASSEMBLED</b></p>  <p><b>5</b></p>	<p><b>HANDLEBAR, CONTROLS</b></p>  <p><b>7</b></p>	<p><b>ENGINE GUARD</b></p>  <p><b>8</b></p>
<p><b>SIDE / CENTER STAND</b></p>  <p><b>9</b></p>	<p><b>FRAME</b></p>  <p><b>10</b></p>	<p><b>SHOCK ABSORBER DISASSEMBLED</b></p>  <p><b>12</b></p>	<p><b>SHOCK ABSORBER</b></p>  <p><b>14</b></p>
<p><b>SWING ARM</b></p>  <p><b>15</b></p>	<p><b>EXHAUST SYSTEM</b></p>  <p><b>16</b></p>	<p><b>AIR FILTER</b></p>  <p><b>17</b></p>	<p><b>FUEL PUMP</b></p>  <p><b>18</b></p>

## TANK, SEAT, COVER



19

## MASK, FENDERS



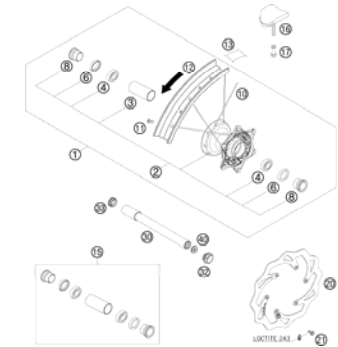
20

## DECAL



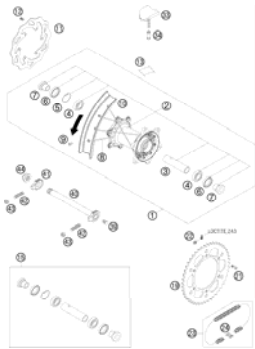
21

## FRONT WHEEL



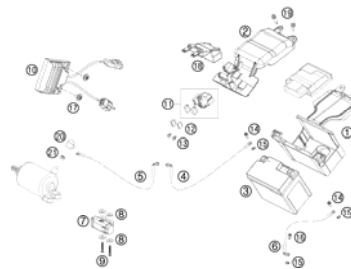
22

## REAR WHEEL



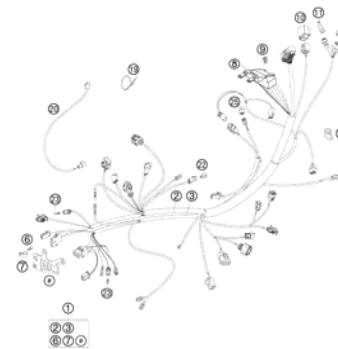
23

## BATTERY



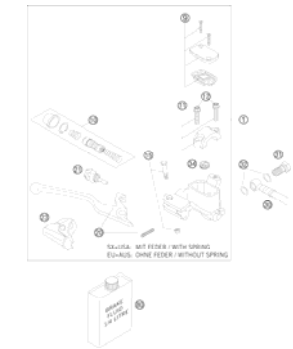
25

## WIRING HARNESS



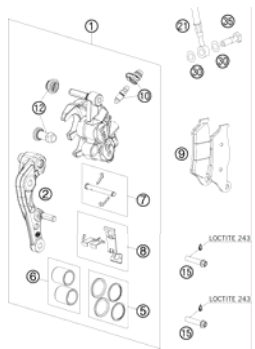
26

## HAND BRAKE CYLINDER



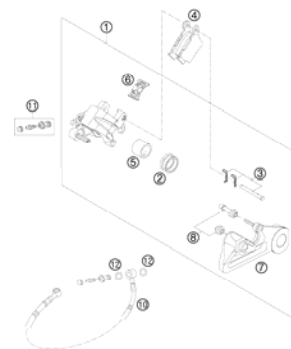
27

## BRAKE CALIPER FRONT



28

## BRAKE CALIPER REAR



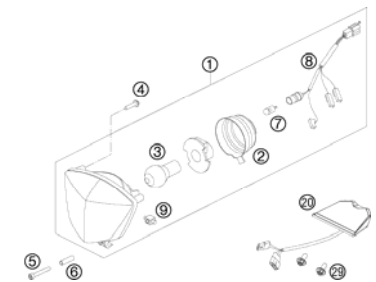
29

## REAR BRAKE CONTROL

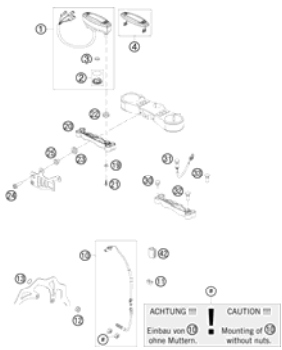
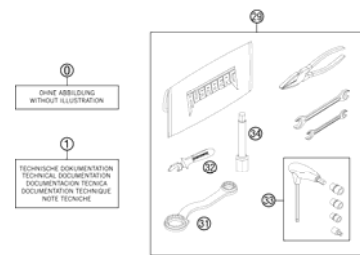



30

## LIGHTING SYSTEM



31

<p><b>INSTRUMENTS / LOCK SYSTEM</b></p>  <p style="text-align: right;"><b>32</b></p>	<p><b>ACCESSORIES KIT</b></p>  <p style="text-align: right;"><b>33</b></p>		
	<div style="display: flex; align-items: center;">  <p>All information contained is without obligation. KTM-Sportmotorcycle AG particularly reserves the right to modify any equipment, technical specifications, prices, colors, shapes, materials, services, service work, constructions, equipment and the like so as to adapt them to local conditions or to cancel any of the above items, all without previous announcement and without giving reasons. KTM may stop manufacturing certain models without previous notice. KTM shall not be held liable for any deviations of availability and/or ability to deliver, illustrations, descriptions, printing and/or other errors. The illustrated models partly contain extra equipment, which is not applied to standard models. © by KTM-SPORTMOTORCYCLE AG, Mattighofen AUSTRIA; All rights reserved; Reprint, also in extracts, with written allowance of KTM-SPORTMOTORCYCLE AG, Mattighofen only.</p> </div>		

# FRONT FORK, TRIPLE CLAMP

FE 450 USA 2011

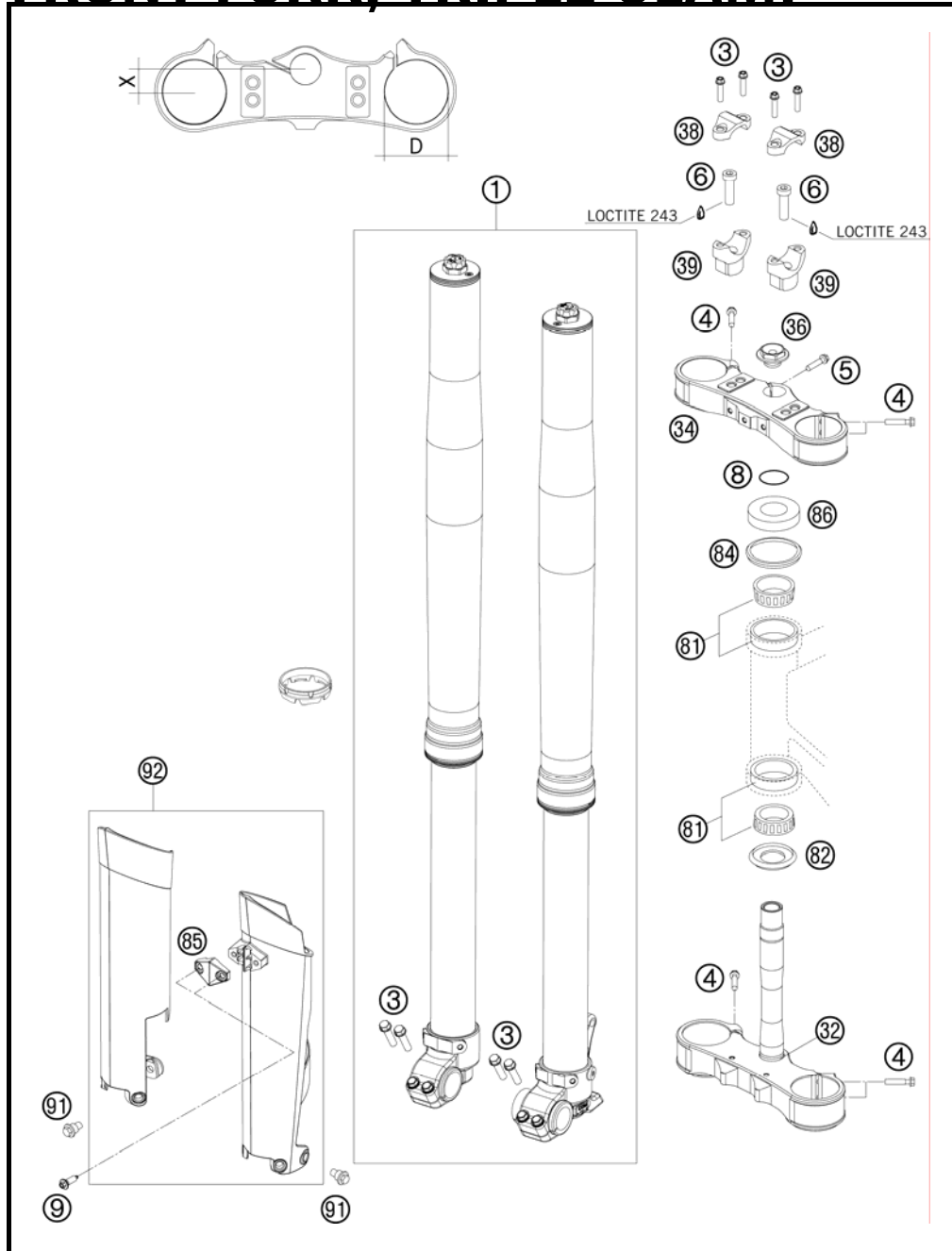


FIG	PART NUMBER	DESCRIPTION	QTY
1*	14457K0201	FORK HUSABERG FE 2011	1
3	0025080256	HH COLLAR SCREW M8X25 TX40	8
4	0025080356	HH COLLAR SCREW M8X35 TX40	8
5	0025080256S	HH COLLAR SCREW M8X25 TX40	1
6	0912100356	AH SCREW DIN6912-M10X35 10.9	2
8	0770025035	O-RING 25X3,55 NBR70 05	1
9	0017060204	EJOT PT SCREW K60X20 ALU WS=6	2
32	7800103202230	BOT.FORK PLATE CPL. 22MM	1
34	7800103402230	TOP TRIPLE CLAMP 22MM	1
36	54801036000	STEER.HEAD SCREW M20X1,5 WS=27	1
38	59401038000	HANDLEBAR CLAMP 28MM 05	2
39	59401039037	HANDLEB.SUPP. D=28MM H=37MM 05	2
81	54201081100	TAPERED ROLLER BEARING CPL. 06	2
82	54601084100	O-RING SUPPORT W. SEALING LIP	1
84	54601184000	STEERING HEAD GASKET TOP	1
85*	7800108500068	CLAMP FOR SPEED CABLE D=6MM	1
86	54201086000	STEERING HEAD COVER	1
91	59001092050	SPECIAL SCREW M6X12,5 WS=8	6
92*	7800109410068	FORK PROTECTION L/S+R/S BLUE	1

098120111 / C118120110

\* NEW PART

X AS REQUIRED



# FRONT FORK DISASSEMBLED

FE 450 USA 2011

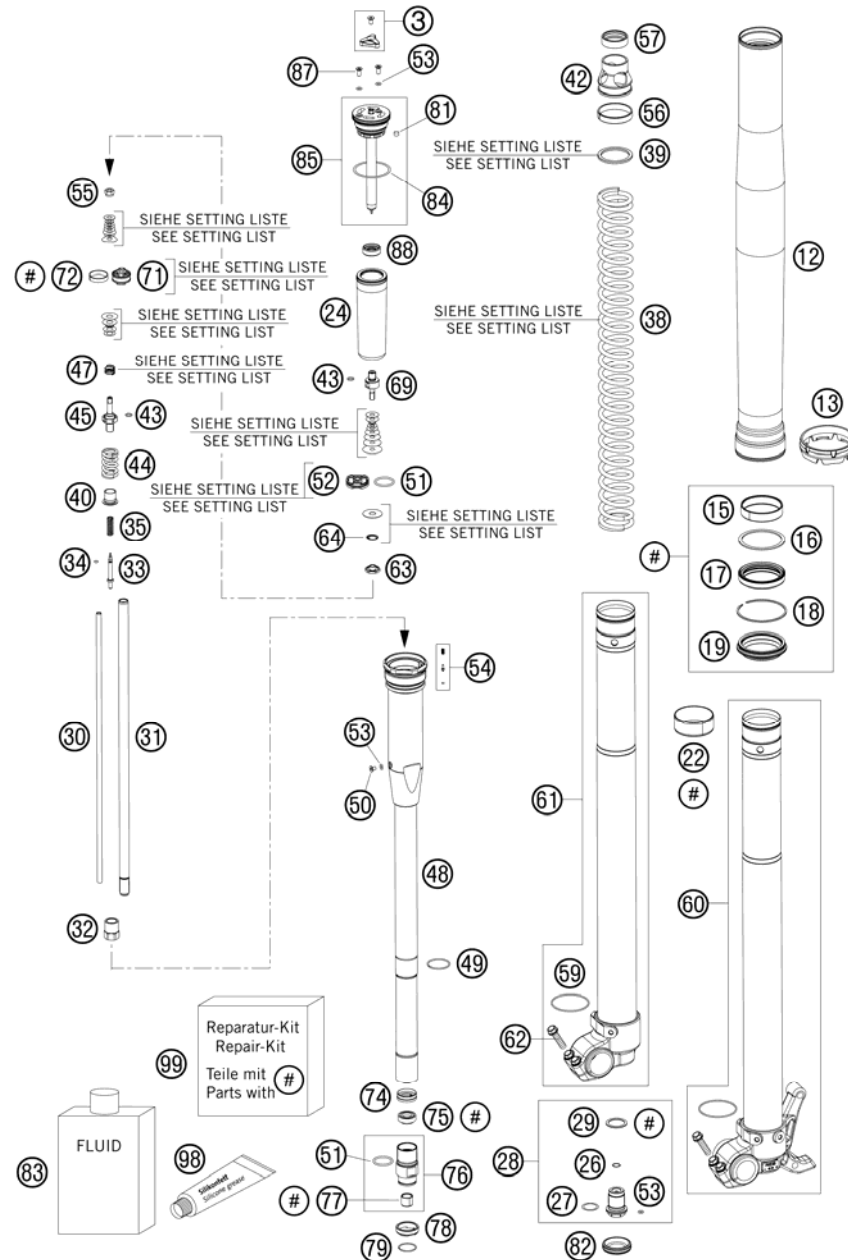


FIG	PART NUMBER	DESCRIPTION	QTY
3*	48600811S	ADJUSTING KNOB + SCREW	2
12	48600736	OUTER TUBE L577 D54/60MM 2L	2
13	48600698	FORK PROTECTION RING 08	2
15	48600429	DU-BUSH D48XD52X12DDL02	2
16	48600013	SUPPORT RING 50 X 57,6 X 1,5	2
17*	48600969	OIL SEAL RING D45 SKF	2
18	48600070	LOCK WASHER SB58	2
19*	48600968	DUST SEAL DL D48 SKF	2
22	48600428	DU-BUSH D47XD49X20DDL02	2
24*	48600281	MEMBRANE	2
26*	48600301	O-RING NBR 9,5X1,5	2
27*	46810811	O-RING NBR 17X2 PA	2
28*	48600280S	SCREW BUSH M20X1 L=33 CPL.	2
29*	48600275	COPPER WASHER 20,5X26X1	2
30*	48600269	ADJUSTING TUBE L=371	2
31*	48600464	PISTON ROD SXS 2005	2
32*	48600459	COUNTERNUT M12X1 WS17	2
33*	48600887	REBOUND NEEDLE SX	2
34	48600298	O-RING 2X1,5 NBR	2
35	48600444	REBOUND SPRING C=4N/MM	2
38*	91410020S	SPRING 4,8N/MM SET D=5,25 MM	x
38*	91410027S	SPRING 4,4 N/MM SET D=5,1MM	x
38*	91410028S	SPRING 4,6 N/MM SET D=5,1MM	1
39*	48600456	SPACER 43X35X2,5	x
39*	48600457	SPACER 43X35X5	x
39*	48600458	SPACER 43X35X1,5	x
40	48600525	GUIDING BUSH REBOUND SPRING	2
42*	48600520	SPRING SUPPORT	2
43*	48600299	O-RING 6X1,2 NBR	4
44*	48600578	SPRING REB. L=32 C=37 DI=13,9	2
45	48600576	PISTON ROD REBOUND	2
47	48600382	SHUTTLE VALVE SPRING C=0,4	2
48*	48600519S3	MEMBRANE HOLDER	2
49*	48600512	LOCK WASHER D=25,5	2
50*	48600542	AH SCREW M4X6	2

105230131 / C118120130

\* NEW PART

X AS REQUIRED

# FRONT FORK DISASSEMBLED

FE 450 USA 2011

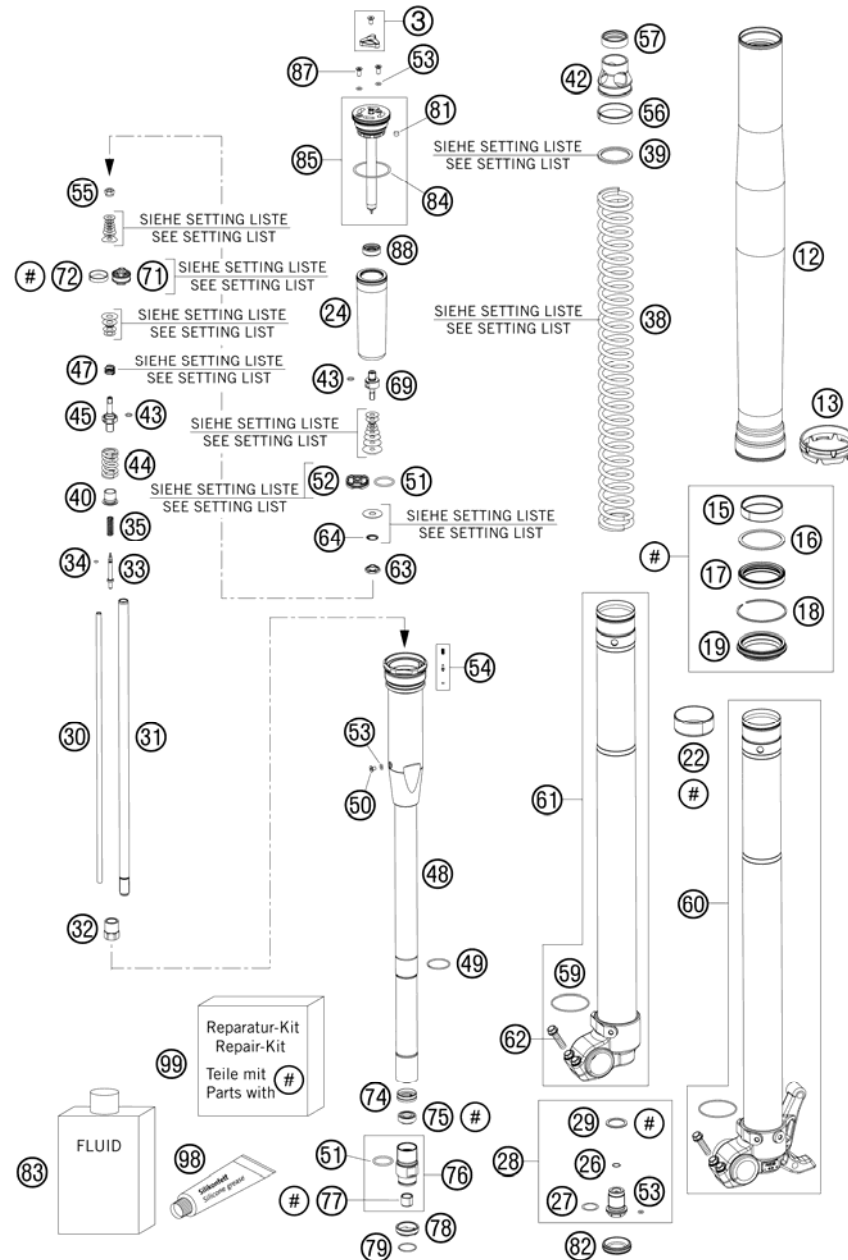


FIG	PART NUMBER	DESCRIPTION	QTY
51*	46811499	O-RING NBR 21X2	4
52	48600047	PISTON COMPRESSION D=27,9	2
53*	50180222	O-RING NBR 4X1,5	8
54*	48600518S	PIN VALVE SET	2
55	40540486	NUT M6X0,5 REBOUND	2
56*	48600744	GUIDE RING 44 X39	2
57*	48600577	RING SPRING-SUPPORT	2
59	48600113	WASHER 32X42X2,5	2
60*	48600863SA	AXLE CLAMP LEFT + TUBE CPL.	1
61*	48600864SA	AXLE CLAMP RIGHT + TUBE CPL.	1
62	0025080256	HH COLLAR SCREW M8X25 TX40	4
63*	48600885	NUT VALVE M6X0,5 LH=1,2	2
64	48600202	SPRING CHECK VALVE D=0,7	2
69*	48600509	PISTON ROD COMPRESSION	2
71	48600575	PISTON REBOUND SX 2007	2
72	48600455	PISTON RING 5X1X68	2
74*	48600296	RING D=23,45X2,65	2
75*	48600829	SHAFT SEAL RING 12MM	2
76*	48600760S	SCREW SLEEVE M24,5X1 CPL	2
77*	48600430	DU BUSH FOR PISTON ROD	2
78*	48600709	CHECK VALVE STOP	2
79*	48600446	LOCK WASHER D=20	2
81*	15080017	SILICON CAP	2
82*	48600692	RUBBER CAP D=26,4	2
83	48600765S1	FORK OIL SAE5 5L 2008	1
84*	40140024	O-RING NBR 43X2	2
85*	48600516S1	SCREW CAP CPL. L=125	2
87*	48600526	SCREW M4X10	4
88*	48600514	MEMBRANE SLEEVE	2
98	T511	SILICONE GREASE F. DUST STRI	1
99*	R14019	REPAIR KIT SEALS MXMA CC 2011	1

105230131 / C118120130

\* NEW PART

X AS REQUIRED

# HANDLEBAR, CONTROLS

FE 450 USA 2011

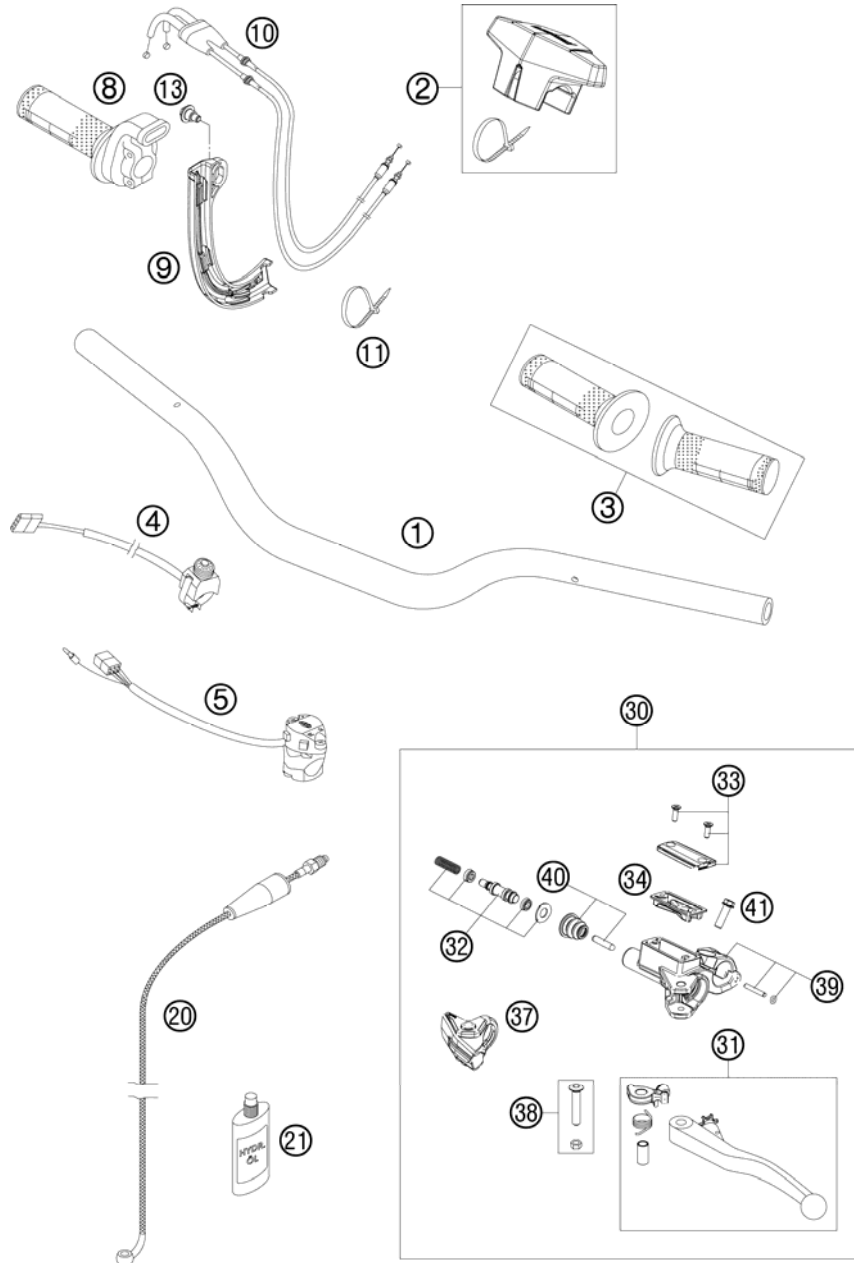


FIG	PART NUMBER	DESCRIPTION	QTY
1*	5480200130017	HANDLEBAR NEKEN D=28MM EXC 07	1
2	81202002000	FATBAR PAD HUSABERG 09	1
3	81202021000	GRIP SET	1
4	59411074000	STARTER CONTROL 04	1
5	50311070000	H.LIGHT SWITCH CEV 2/4TAKT '98	1
8	81202010000	THROTTLE GIRP CPL. 09	1
9	81202091050	THROTTLE CABLE GUIDANCE	1
10	81202091000	THROTTLE CABLE HUSABERG 2009	1
11	44011076200	CABLE TIE 200/3,6MM BLACK	2
13	59001092050	SPECIAL SCREW M6X12,5 WS=8	1
20	81232063000	CLUTCH PIPE 09	1
21	50302036200	OIL FOR HYD. CLUTCH 75ML	1
30	50302030300	MASTER CYLINDER CPL. 9,5MM 09	1
31	50302031300	CLUTCH LEVER CPL. 2009	1
32	50302032100	REP.KIT PISTON 9,5MM 09	1
33	50302033200	COVER HYDR. CLUTCH CPL. 09	1
34	50302034100	RUBBER FOR RESERVOIR 09	1
37	50302037100	MUD CAP 09	1
38	50302038200	LEVER SCREW SHORT CPL. 09	1
39	83013005000	CLAMP, CYL. PIN, O-RING	1
40	50302046000	PUSH ROD CPL. 09	1
41	0025060166	HH COLLAR SCREW M6X16 TX30	1

108120211 / C118120210

\* NEW PART

X AS REQUIRED



# ENGINE GUARD

FE 450 USA 2011

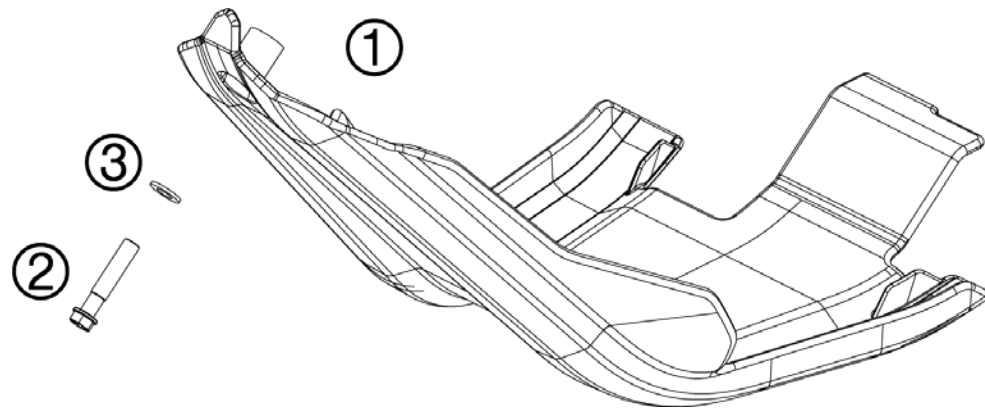


FIG	PART NUMBER	DESCRIPTION	QTY
1	81203190000	ENGINE GUARD	1
2	0025060356	HH COLLAR SCREW M6X35 TX30	1
3	0021060003	WASHER DIN9021-A 6,4	1

098120330 / C098120330

\* NEW PART

X AS REQUIRED

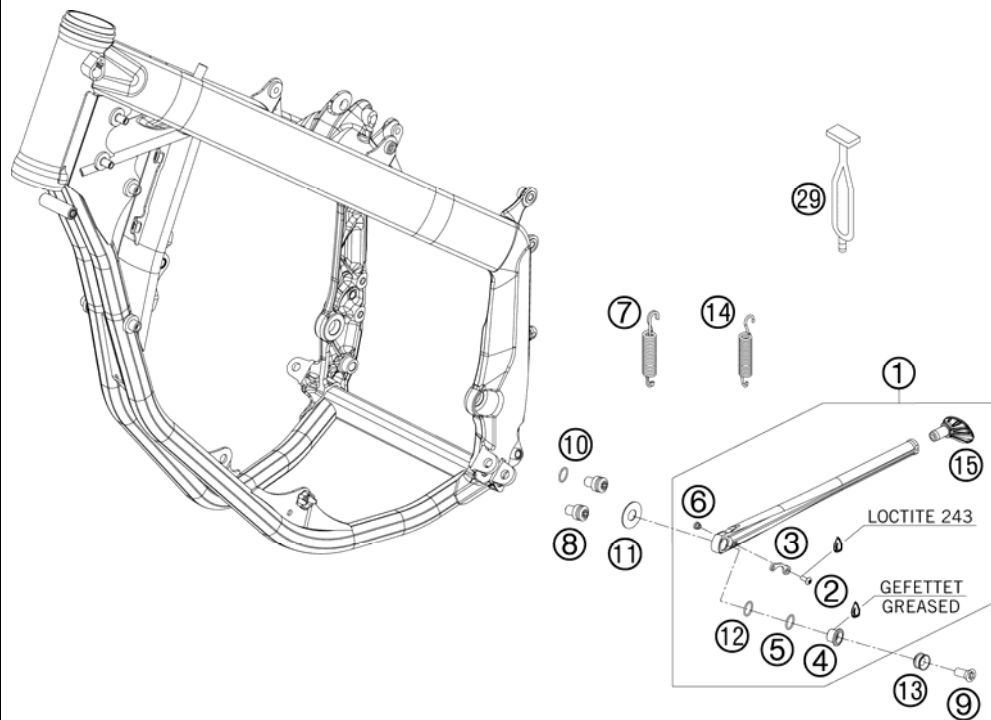


FIG	PART NUMBER	DESCRIPTION	QTY
1	78003023044	SIDE STAND CPL. 08	1
2	58605083014	SCREW M5X14 TORX 25 07	1
3	78003023090	SPRING BRACKET F. SIDE ST. 08	1
4	78003023080	SIDE STAND BUSHING EXC USA 08	1
5	0770180020	O-RING 18,00X2,00 NBR 70	1
6	78003023070	SPACER BUSH. SPRING BRACKET	1
7	81203024000	SIDE STAND SPRING EYE MOVEABLE ONLY FOR EU + AUS	1
8	78003023182	SIDE STAND STOP SCREW M10X12	2
9	0019080206S	FLAT HEAD SCREW M. ISA45 M8X20 ONLY FOR USA	1
9	0019080266S	COUNTER-SUNK SCREW ISA45 M8X26 ONLY FOR EU + AUS	1
10	0770120020	O-RING 12,00X2,00 NBR 70	1
11	78003023083	WASHER F. SIDE STAND 12,2X29,5	1
12	0770125015	O-RING 12,5X1,5 NBR	1
13	78003023081	SIDE STAND BUSHING EXC-EU 08 ONLY FOR EU + AUS	1
14	78003024100	SIDE STAND SPRING 08 ONLY FOR USA	1
15	78003023055	STAND BASE	1
29	50303018000	RUBBER L=145MM	1

098120360 / C098120360

\* NEW PART

X AS REQUIRED

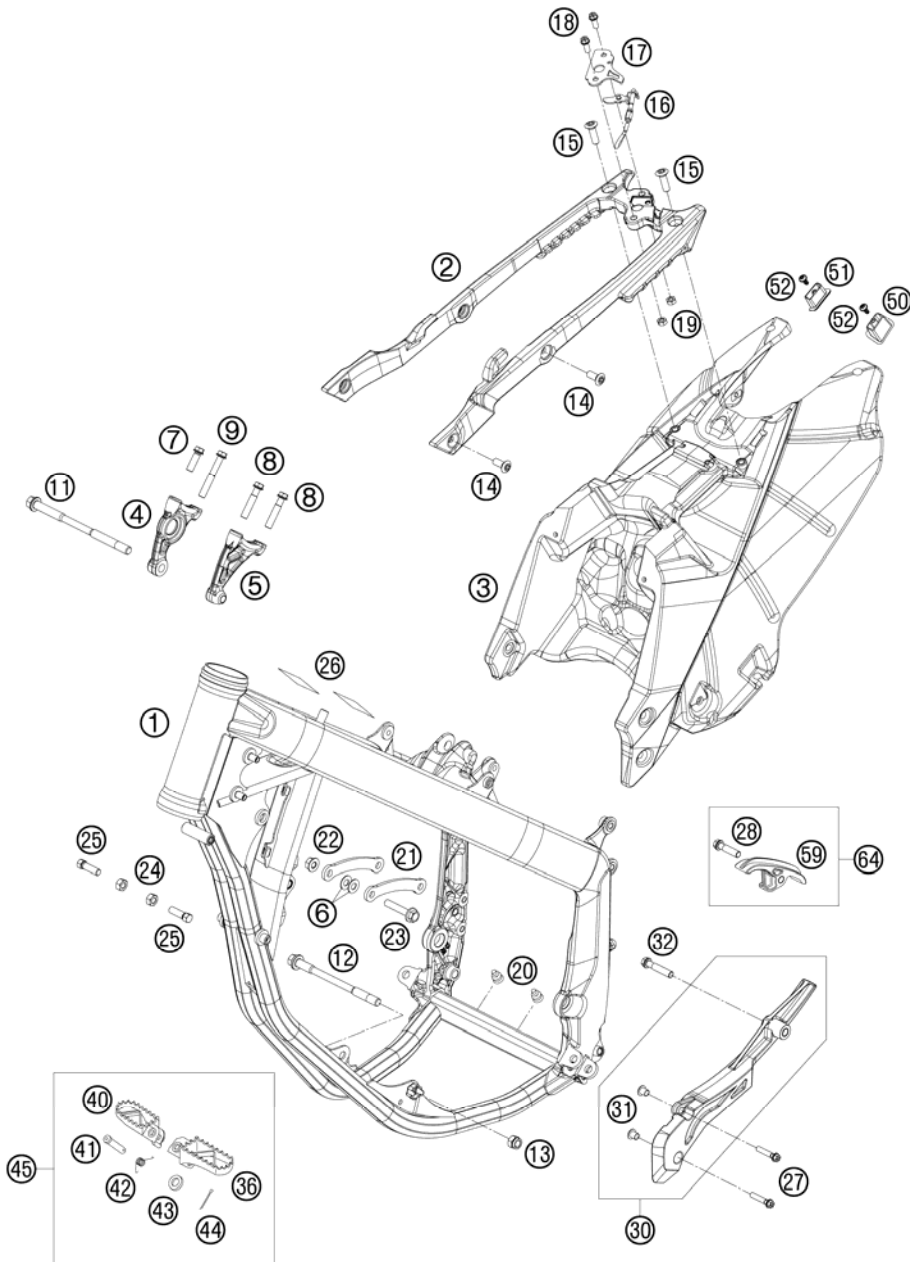


FIG	PART NUMBER	DESCRIPTION	QTY
1*	8120300130056	FRAME FX "HB11"	1
2	81203003000	SUB FRAME UPPER PART 2009	1
3	81203002000	SUB FRAME 450 FE 2009	1
4	81203005010	REINFORCING B. R/S	1
5	81203005020	REINFORCING B. L/S	1
6	77003013050	WASHER 8,5X18X1 INOX	4
7	0025080256	HH COLLAR SCREW M8X25 TX40	1
8	0025080406	HH COLLAR SCREW M8X40 TX40	2
9	0025080556	HH COLLAR SCREW M8X55 TX40	1
11	58403014000	ENGINE BRAC.SCREW M10X160 WS13	1
12	83003014000	ENGINE BRACKET SCREW M10X138	1
13	54310086100	SELF LOCKING NUT M10 CU WS=14	1
14	0019080206	COUNTER-SUNK SCREW ISA45 M8X20	4
15	0019080266	COUNTER-SUNK SCREW ISA45 M8X26	2
16	81207050010	OPERATING CABLE INCL. HINGE	1
17	81207050030	COVER PLATE SEAT LOCK	1
18	0025060166	HH COLLAR SCREW M6X16 TX30	2
19	0934060003	HEXAGON NUT DIN0934-M 6	2
20	54403135000	PLASTIC CAP SFL10	2
21	81203013000	REINFORCING BRACKET FE 450	2
22	54310086200	SELF LOCKING NUT M8 10.9	2
23	56530079000	COLLAR SCREW M8X42 WS=13 10.9	2
24	0934080003	HEXAGON NUT DIN0934-M 8	2
25	59001037000	SPECIAL SCREW M8X26 WS=10	2
26	50307012000	ADH. FOIL TRANSP. 80X80 MM 04	2
27	0025060306	HH COLLAR SCREW M6X30 TX30	2
28	0025080306	HH COLLAR SCREW M8X30 TX40	1
30	81203096000	CHAIN GUARD '09	1
31	58314060050	SPACER BUSH. F. SPEEDOMET.BRA.	2
32	0025080406	HH COLLAR SCREW M8X40 TX40	1
36	59003040250	FOOT PEG L/S SILVER 02	1
40	59003041250	FOOT PEG R/S SILVER 02	1
41	54803044000	BOLT FOR FOOT PED 03	2
42	54603041000	FOOTREST SPRING L/S & R/S	2
43	0125100003	WASHER DIN0125-A10,5	2

108120311 / C118120310

\* NEW PART

X AS REQUIRED

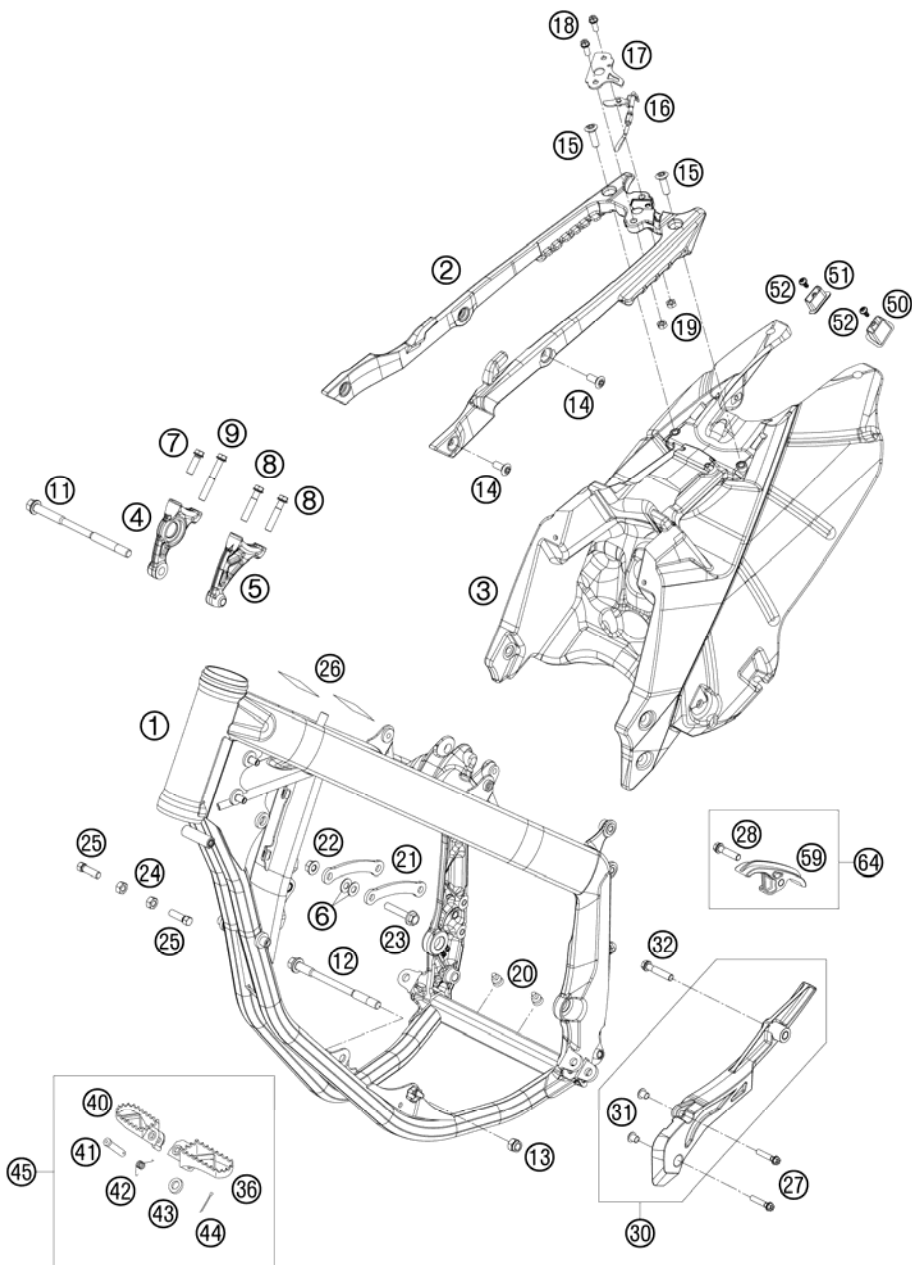


FIG	PART NUMBER	DESCRIPTION	QTY
44	0094032253	PIN DIN0094-3,2X25 STEEL	2
45	5030314013390	FOOTPEG L.+R. CPL. 03	1
50	81203002050	CAP L/S	1
51	81203002060	CAP R/S	1
52	0081050121	SCREW FOR PLASTIC K50X12 T20	2
59	77303053000	CHAIN SLIDING PIECE BELOW 07	1
64	77303053010	CHAIN SLIDING P. BELOW CPL. 07	1

108120311 / C118120310

\* NEW PART

X AS REQUIRED

# SHOCK ABSORBER DISASSEMBLED

FE 450 USA 2011

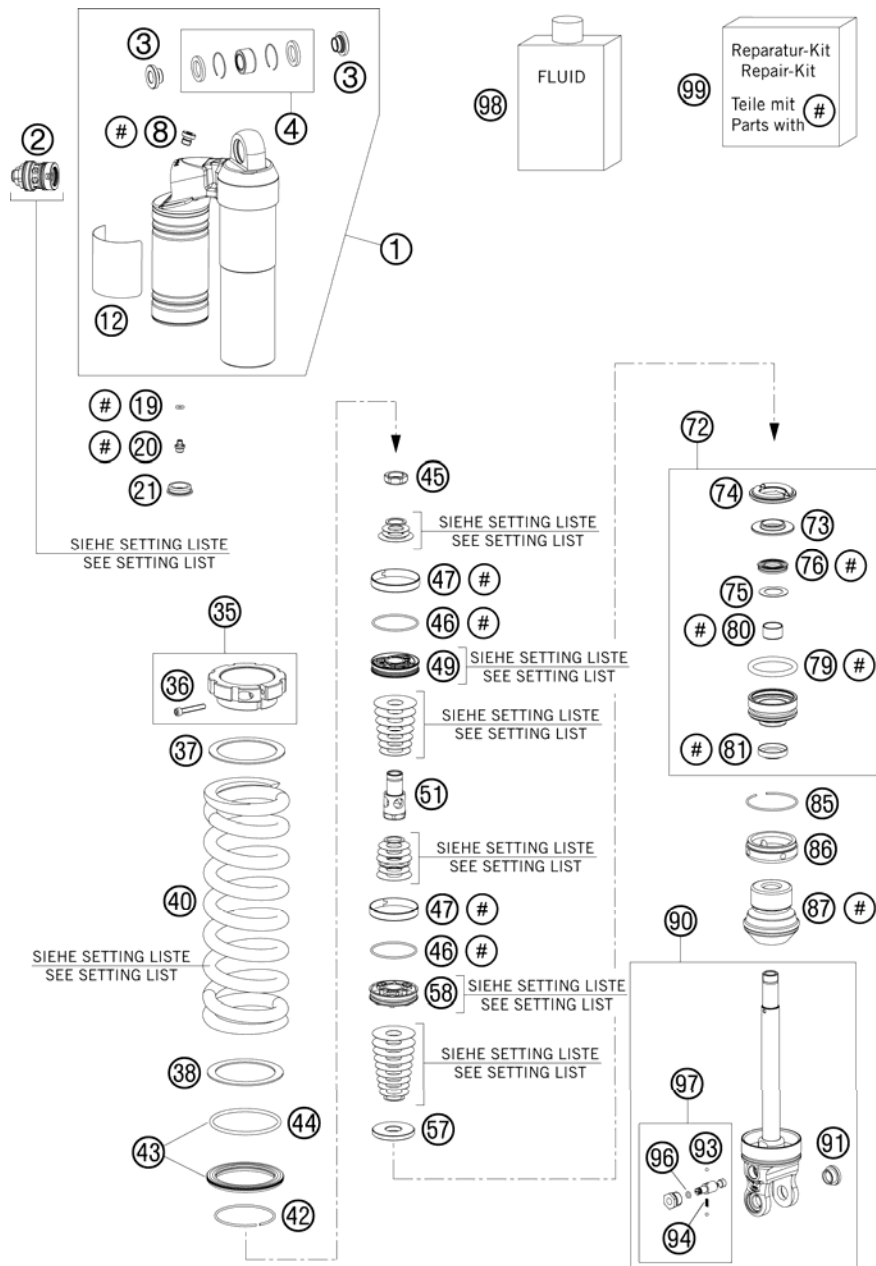


FIG	PART NUMBER	DESCRIPTION	QTY
1	50180753SA	TOP PART CPL. 2010	1
2	50180213S10	DCC-COMPR.DAMP.CONTROL CPL. 07	1
3	46180007	ADAPTOR BUSH KGW 12X24	2
4	R12012	REP. KIT BEAR./SEAL UP. 07	1
8	50180095	BLEED PLUG R 1/8	1
12	52000085	WP CAUTION (PDS KTM)	1
19	46810893	O-RING NBR 5,28X1,78	1
20	36120151	SCREW PLUG M5X6	1
21	46811208	RUBBER CAP "DO NOT OPEN"	1
35	50180520S	SPRING RETAINER M57,5X1 +SCREW	1
36	50180327	AH SCREW M5X30 DIN912	1
37	50180818	INTERM.RING SCREW SPRING RET.	1
38	50180114	INTERM.RING SCREW SPRING RET.	1
40	91210078S	SPRING 250 69 N/MM YELLOW	x
40	91210079S	SPRING 250 72N/MM(64/62)YELLOW	1
40	91210080S	SPRING 250 76 N/MM YELLOW	x
42	50180273	CIRCLIP 58,2X2	1
43	50180463S	SPRING RET. D=80 W. O-RING 05	1
44	50180352	O-RING VITON 66,27X3,53	1
45	50180627	PISTON ROD NUT M20X1	1
46	50180099	O-RING VITON 44,17X1,78	2
47	50180135	PISTON RING 50-8	2
49	50180675	PISTON D=20	1
51	50180764	TAP D20 M20X1 L45,3 09	1
57	50180631	REBOUND DISC D43 H0 T4	1
58	50180197	PISTON 6+6X7/4,5	1
72	50180603S	ADAPTOR CPL. D=50 H=28 08	1
73	50180113	STEEL DISC 18X,5X43,7X6	1
74	50180107	REBOUND RUBBER	1
75	50180604	SHIM D29,75 X D19 X T0,4 08	1
76	50180605S	SEAL D18X30X5 08	1
79	50180103	O-RING 41X5	1
80	46180119	DU-BUSH 18X20X12	1
81	50180606	DUST SEAL 1828 08	1
85	50180126	CIRCLIP 53X1,75	1

105230430 / C108120430

\* NEW PART

X AS REQUIRED

# SHOCK ABSORBER DISASSEMBLED

FE 450 USA 2011

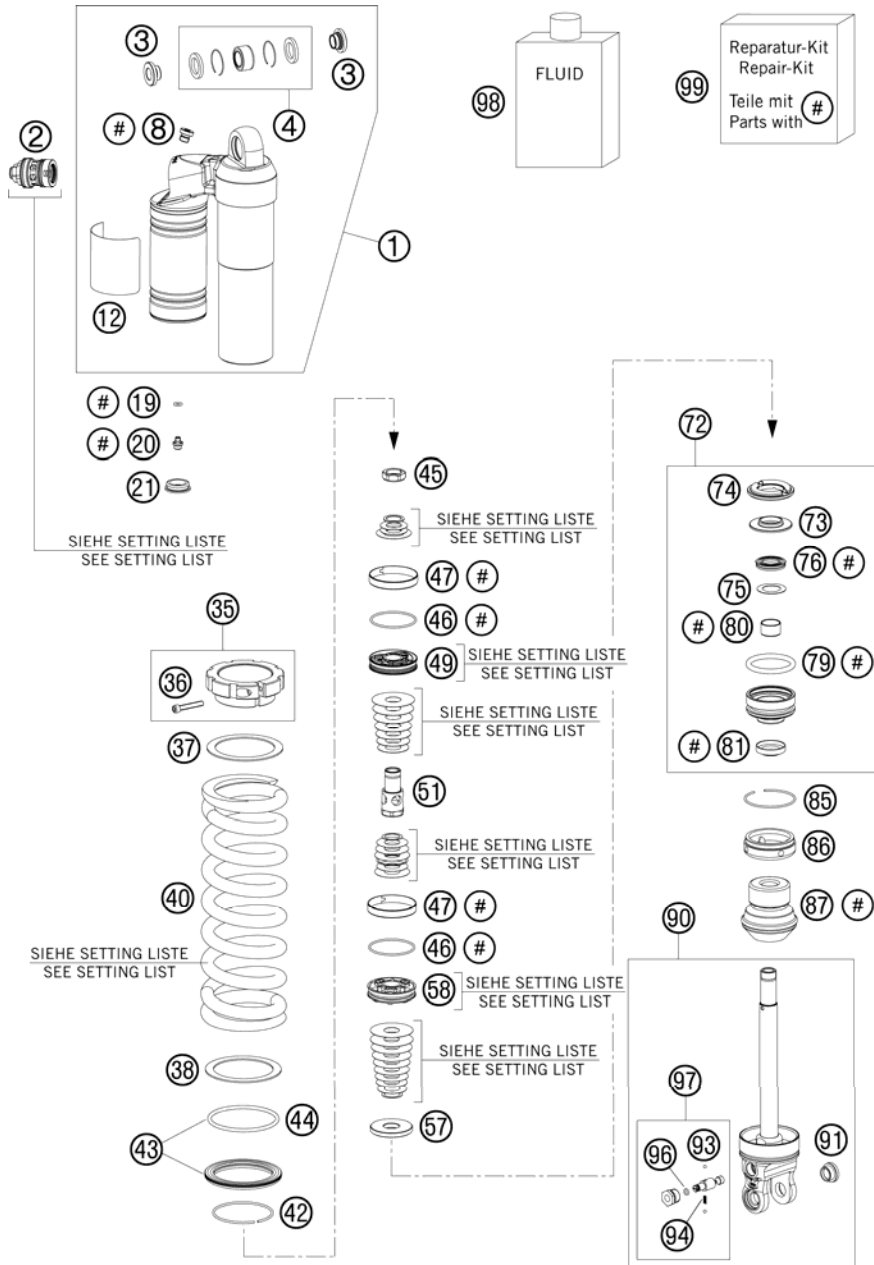


FIG	PART NUMBER	DESCRIPTION	QTY
86	50180626	RESERVOIR CAP D=50 H=10 09	1
87	50180600	BUMP RUBBER D58 D17 H59 2008	1
90	50180512SA2	SHOCK ABS. LOWER PART CPL. 10	1
91	50180105	THREADED BUSH M12 PDS	1
93	40540603	STEEL BALL D=3MM	2
94	48600028	SPRING D=2,9 L=7,9	1
96	50180222	O-RING NBR 4X1,5	1
97	50180434S	ADJUSTING SCREW REBOUND TRAVEL	1
98	50180342S1	SHOCK ABSORBER FLUID 5 LT '03	1
99	R12015	REPAIR KIT 5018 PDS 08	1

105230430 / C108120430

\* NEW PART

X AS REQUIRED

# SHOCK ABSORBER

FE 450 USA 2011

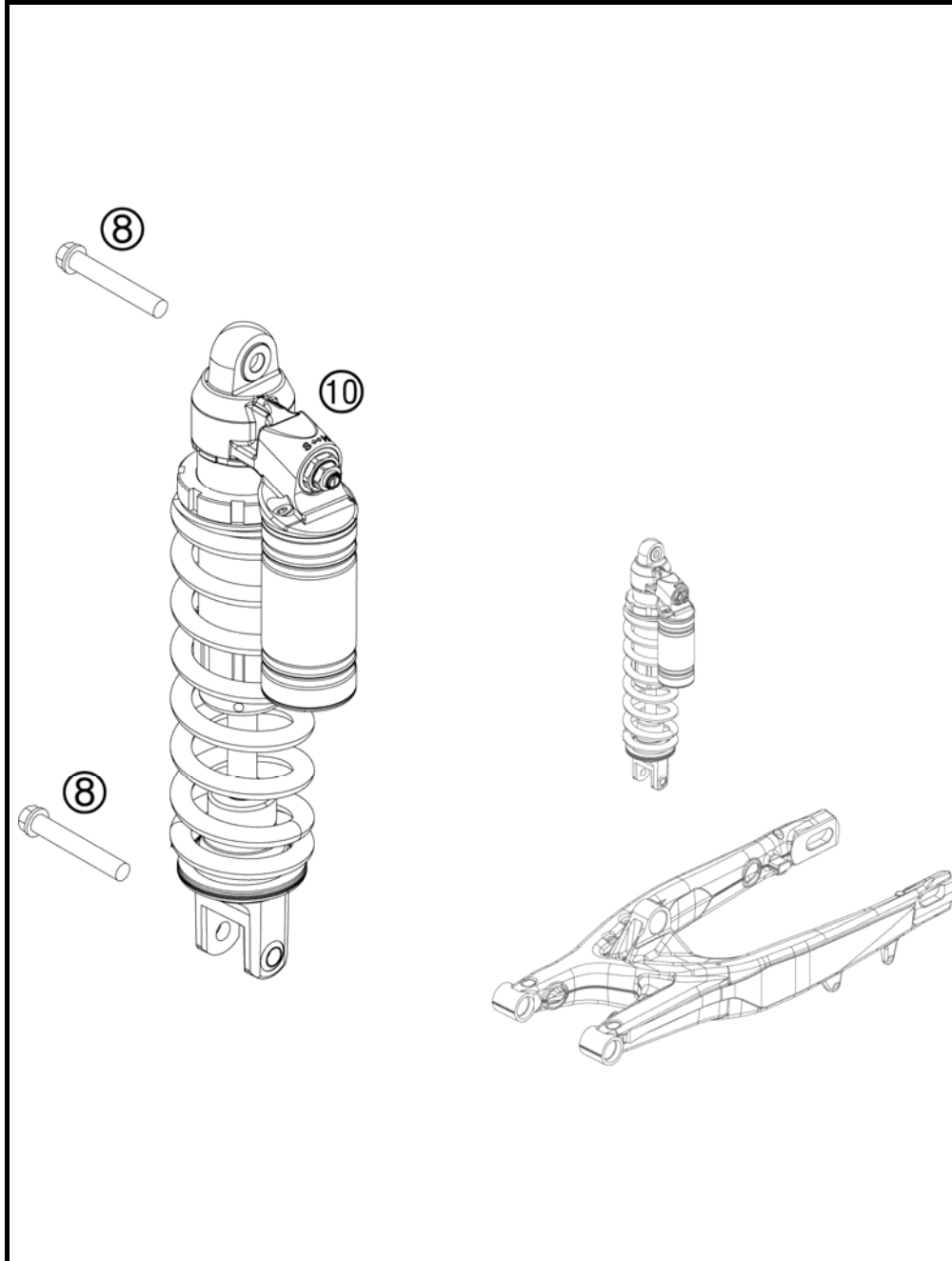


FIG	PART NUMBER	DESCRIPTION	QTY
8	0025120506S	HH COLLAR SCREW M12X50 TX45	2
10*	12457K0201	MONOSHOCK HUSABERG FE 2011	1

098120410 / C118120410

\* NEW PART

X AS REQUIRED

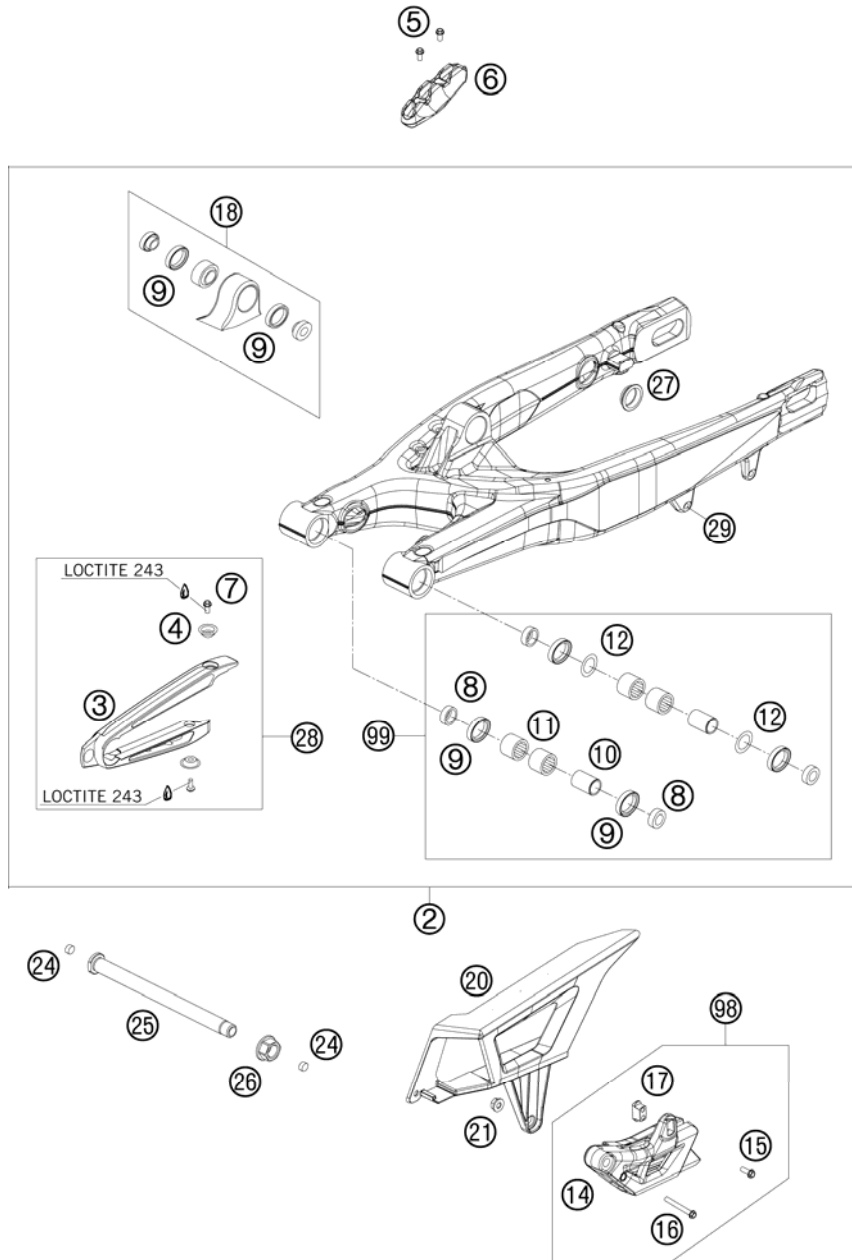


FIG	PART NUMBER	DESCRIPTION	QTY
2	78004030144	SWING ARM CPL. 08	1
3	77304066000	CHAIN SLIDING PROTECTION	1
4	77304066050	BUSHING F. CHAIN SLIDING PR.07	2
5	0009050103	SPECIAL SCREW M 5,0X10	2
6	77313047000	BRAKE HOSE GUIDE LOWER 07	1
7	59009062013	SPECIAL SCREW M6X13 WS=8 10.9	2
8	54804034000	BUCKET F. SHAFT SEAL RING 03	4
9	0760253270	SHAFT SEAL RING 25X32X7	6
10	59404032000	BEARING SLEEVE 17X22X38,7 03	2
11	59004031200	NEEDLE BUSH HK2212V	4
12	54603036000	STOP DISK 22,2X31,7X1	2
14	78004070100	CHAIN GUIDE CPL.	1
15	59009062019	SPECIAL SCREW M6X19 WS=8 10.9	1
16	0025060506	HH COLLAR SCREW M6X50 TX30	1
17	77304070030	INSERTION NUT F. CHAIN GUIDE	1
18	50304090044	PIVOT BEARING+BUSH. PDS '99	1
20	78004060000	CHAIN GUARD 08	1
21	56509064100	SELF LOCKING NUT M6 10.9	1
24	55009086000	PLUG SFL13	2
25	77304037000	SWINGARM BOLT M16X1,5 07	1
26	54804038000	SELF LOCK.NUT M16X1,5 WS=19 03	1
27	58404041100	CLOSING COVER ROUND 03	4
28	77304066010	CHAIN GUARD CPL. 06	1
29	54603055051	PRESS IN NUT M6 STEEL ZINC	1
98	77304070310	CHAIN GUIDE KIT REAR 08	1
99	59404230110	SWINGARM-REPAIR KIT 05-10	1

118120490 / C118120490

\* NEW PART

X AS REQUIRED



# EXHAUST SYSTEM

FE 450 USA 2011

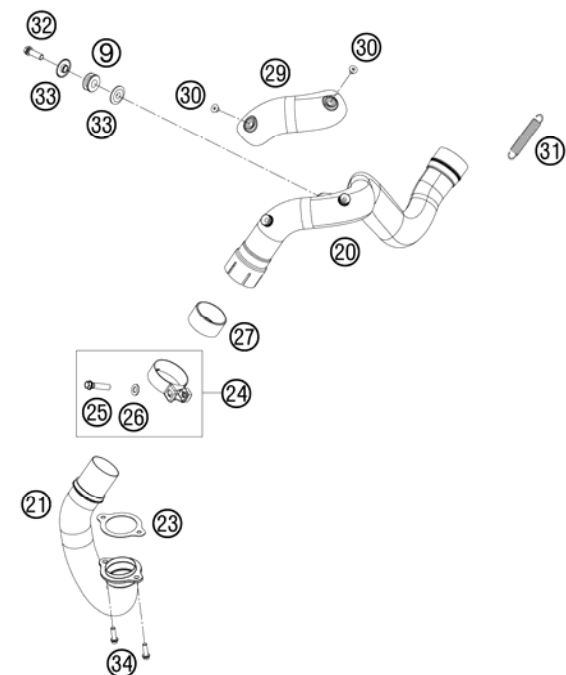
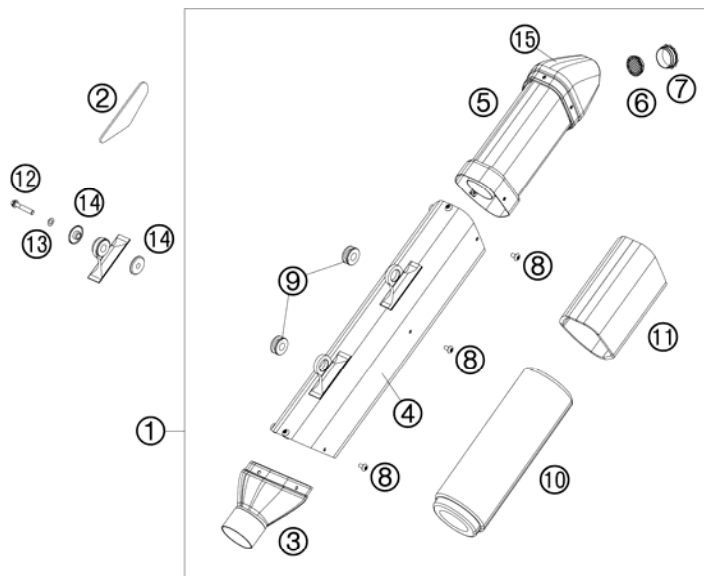


FIG	PART NUMBER	DESCRIPTION	QTY
1	81205082000	SILENCER HUSABERG USA	1
2	77308013050	THERMAL PROTECTION FOIL 07	1
3	77005081009	SIL. CONNECT. CAP CPL.EXC-F 07	1
4	81205082050	SILENCER JACKET HUSABERG USA	1
5	83005082004	SILENCER ELEMENT SPARKY ATV	1
6	77005081065	THROTTLE ELEMENT CPL. EXC 07	1
7	77005081055	SIL. ELEMENT EXC-F 07	1
8	58605083010	SCREW TORX M5X10 05	12
9	54605068000	EXHAUST BRACKET RUBBER BLACK	3
10	77005078315	STUFFINGYARN 315 GRAMS	1
11	77005081016	STUFFING YARN EXC-F 07	1
12	0025060356	HH COLLAR SCREW M6X35 TX30	2
13	0137060003	SPRING WASHER DIN0137-B 6	2
14*	46205169000	BUSHING 7.5X12X28X7.6	4
15	83005082070	ENDCAP SPARKY ATV 08	1
20	81205108000	EXH. MANIFOLD REAR W/O LAMBDA	1
21	81205007100	EXHAUST MANIFOLD FRONT 450CCM	1
23	78036041000	EXHAUST FLANGE GASKET	1
24	61005051100	CLAMP CPL. D=53,2MM 05	1
25	0025080356	HH COLLAR SCREW M8X35 TX40	1
26	0125080003	WASHER DIN0125-A 8,4	1
27	58405005001	GRAPHITRING 45X50X25	1
29	81205011000	HEAT SHIELD HUSABERG	1
30	0991060082	FLAT H.SCREW M6X8 DIN7991 NIRO	2
31	50305016000	TEN.SPRING L=62MM EY.MOVEABLE	1
32	0025080306	HH COLLAR SCREW M8X30 TX40	1
33	59405069000	BUSHING FOR EXHAUST SUPPORT 03	2
34	0025060206	HH COLLAR SCREW M6X20 TX30	2

108120510 / C118120510

\* NEW PART

X AS REQUIRED

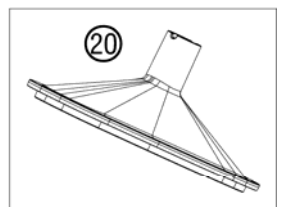
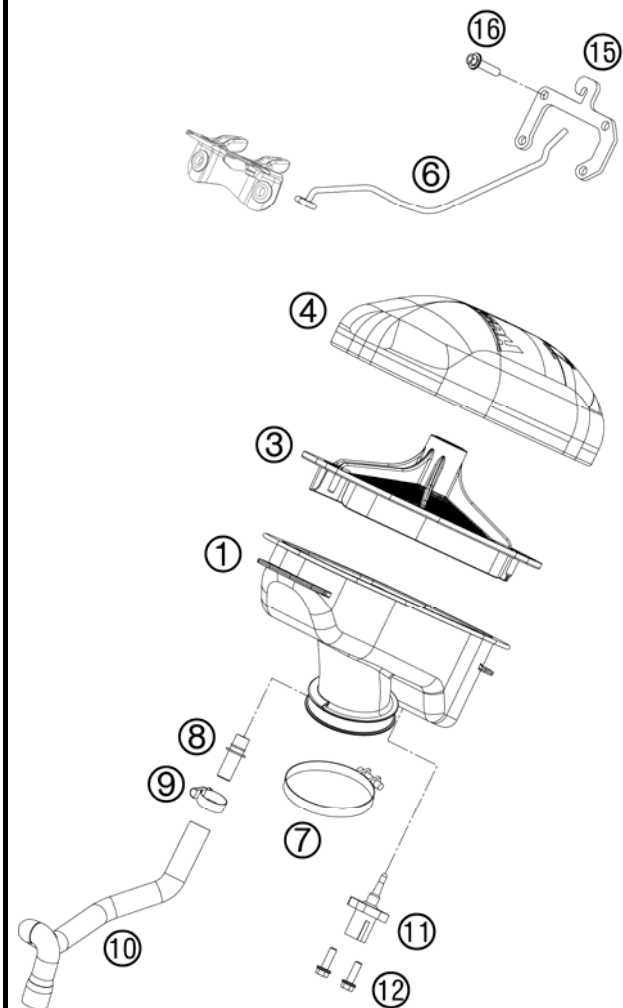


FIG	PART NUMBER	DESCRIPTION	QTY
1	81206026000	INDUCTION BOOT	1
3	81206016100	FILTER SUPPORT WITH SIEVE	1
4	81206015000	AIR FILTER 09	1
6	81206017000	FILTER FIXING BOW	1
7	78006027000	HOSE CLAMP 45-65MM	1
8	81206026020	FIXING SOCKET	1
9	42013037400	HOSE CLAMP NORMA 12/24	1
10	81236084000	ENGINE BREATHER HOSE	1
11	61041080000	AMBIENT-AIR TEMPERATURE SENSOR	1
12	0025050166	HH COLLAR SCREW M5X16 TX30	2
15	81206019000	MOUNTNING PLATE FILTER BOW 09	1
16	0014050203	HH COLLAR SCREW M 5X20 WS=6	4
20	81206005000	AIRBOX COVER	x

108120610 / C108120612

\* NEW PART

X AS REQUIRED

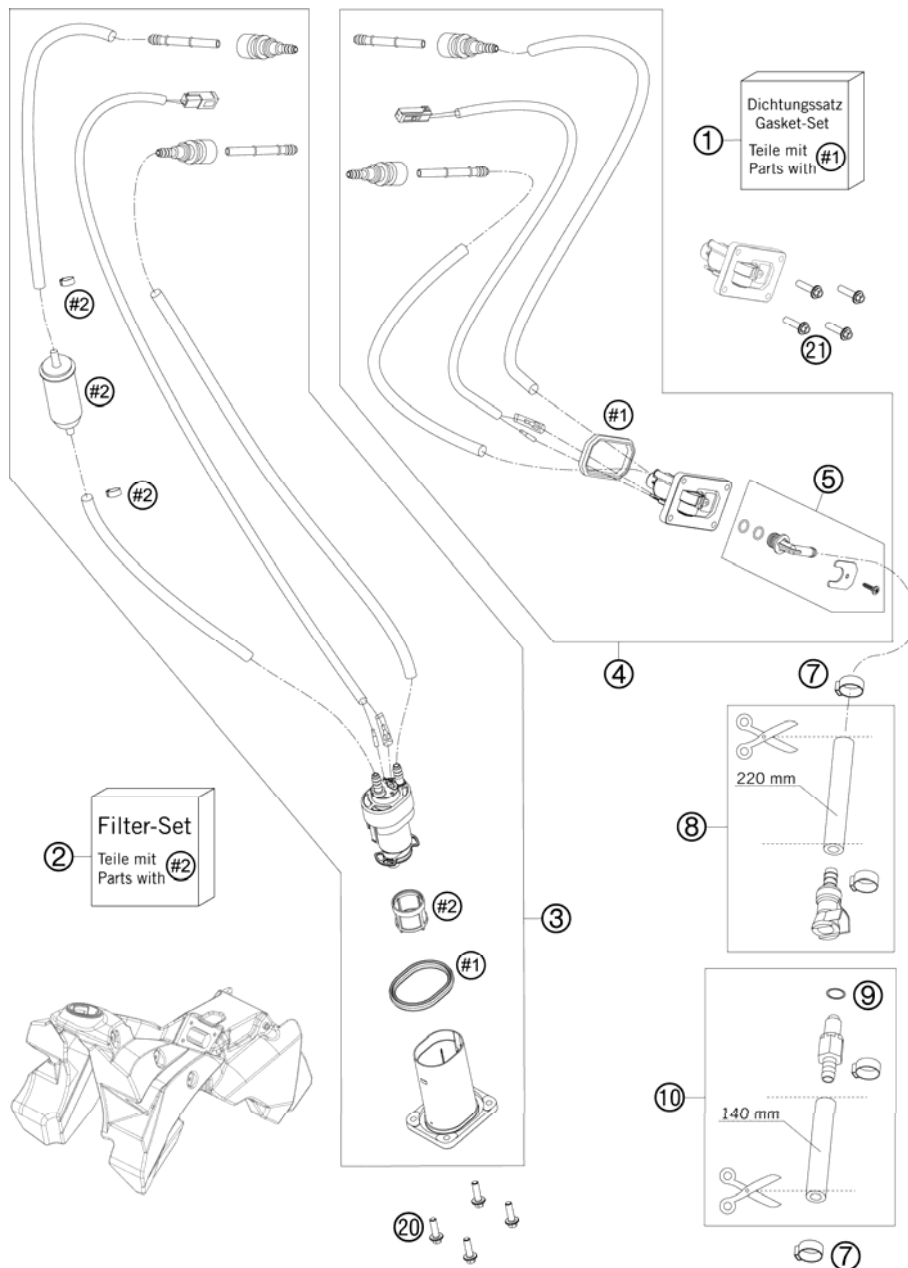


FIG	PART NUMBER	DESCRIPTION	QTY
1	75007089000	SEALINGS KIT	1
2	81207090000	FILTER KIT	1
3	81207088011	FUEL PUMP WITH FLANGE CPL.	1
4	75007088012	PRESSURE REGULATOR CPL. 07	1
5	75007092000	HYDRAULIC CONNECTOR CPL.	1
7	00050153706	VARIABLE ONE-EAR CLAMP 15,3MM	2
8	75007116060	FUEL HOSE WITH CLUTCH	1
9	58507012000	O-RING VITON F. PLUG CPC 05	1
10	75007016050	FUEL HOSE WITH CLUTCH	1
20	0014050163	HH COLLAR SCREW M 5X16 WS=6	4
21	0014050203	HH COLLAR SCREW M 5X20 WS=6	4

108120730 / C108120731

\* NEW PART

X AS REQUIRED

# TANK, SEAT, COVER

FE 450 USA 2011

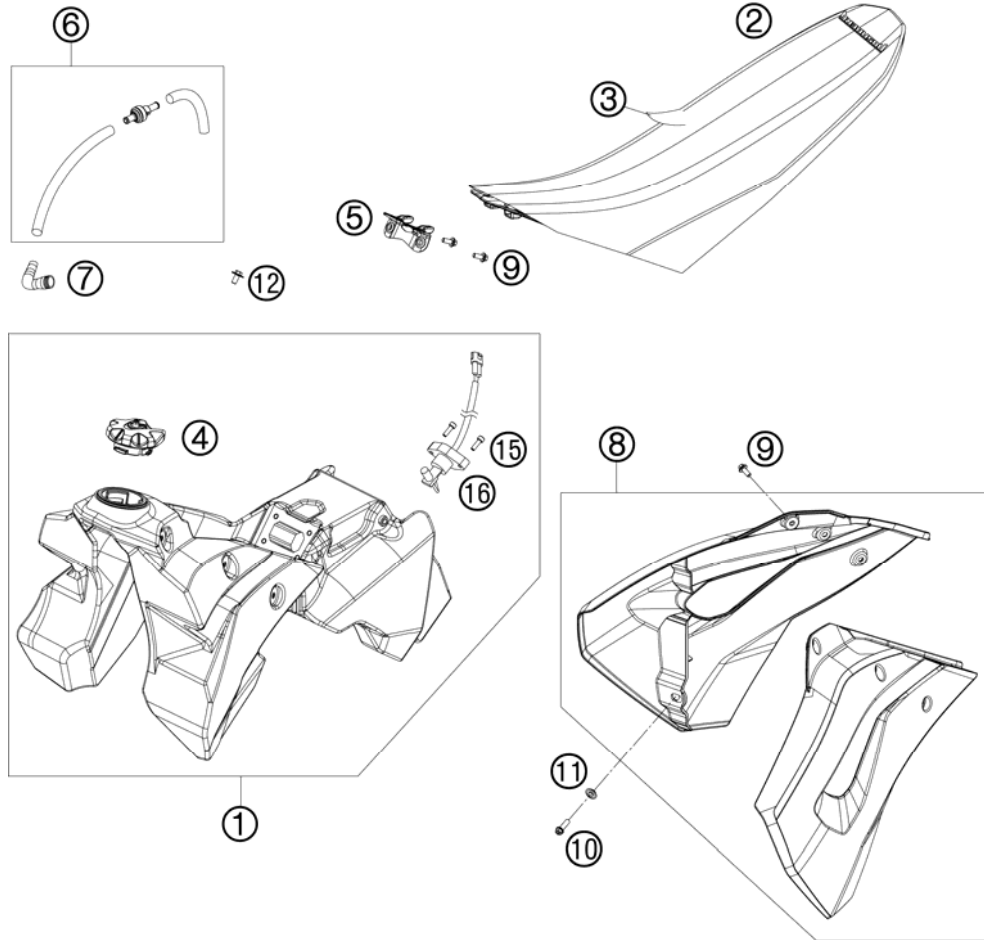


FIG	PART NUMBER	DESCRIPTION	QTY
1	81207113044	FUEL TANK CPL. 8,5L	1
2	81207040000	SEAT FE 2009	1
3	81207040050	SEAT COVER FE 2009	1
4	7800700804455	TANK PLUG CPL. HUSABERG 09	1
5	81207046000	SEATMOUNTING FUEL TANK	1
6	81207029000	TANK BREAT. HOSE CPL. W. VALVE	1
7	51030022000	ANGLE PIECE 90 DEGREE M10X1	1
8*	8120805400068B	SPOILER SET BLUE 2011 WITH DECAL	1
9	0014050123	HH COLLAR SCREW M 5X12 WS=6	8
10	0025060206	HH COLLAR SCREW M6X20 TX30	2
11	50308052000	BUSH FOR SPOILER 6X11X16X5 MM	2
12	0024060123	COLLAR SCREW M6X12 TX	1
15	0912050163	AH SCREW DIN0912-M 5X16	2
16	58207080100	GAS-LEVEL SENSOR ADV. 2006	1

108120711 / C118120711

\* NEW PART

X AS REQUIRED

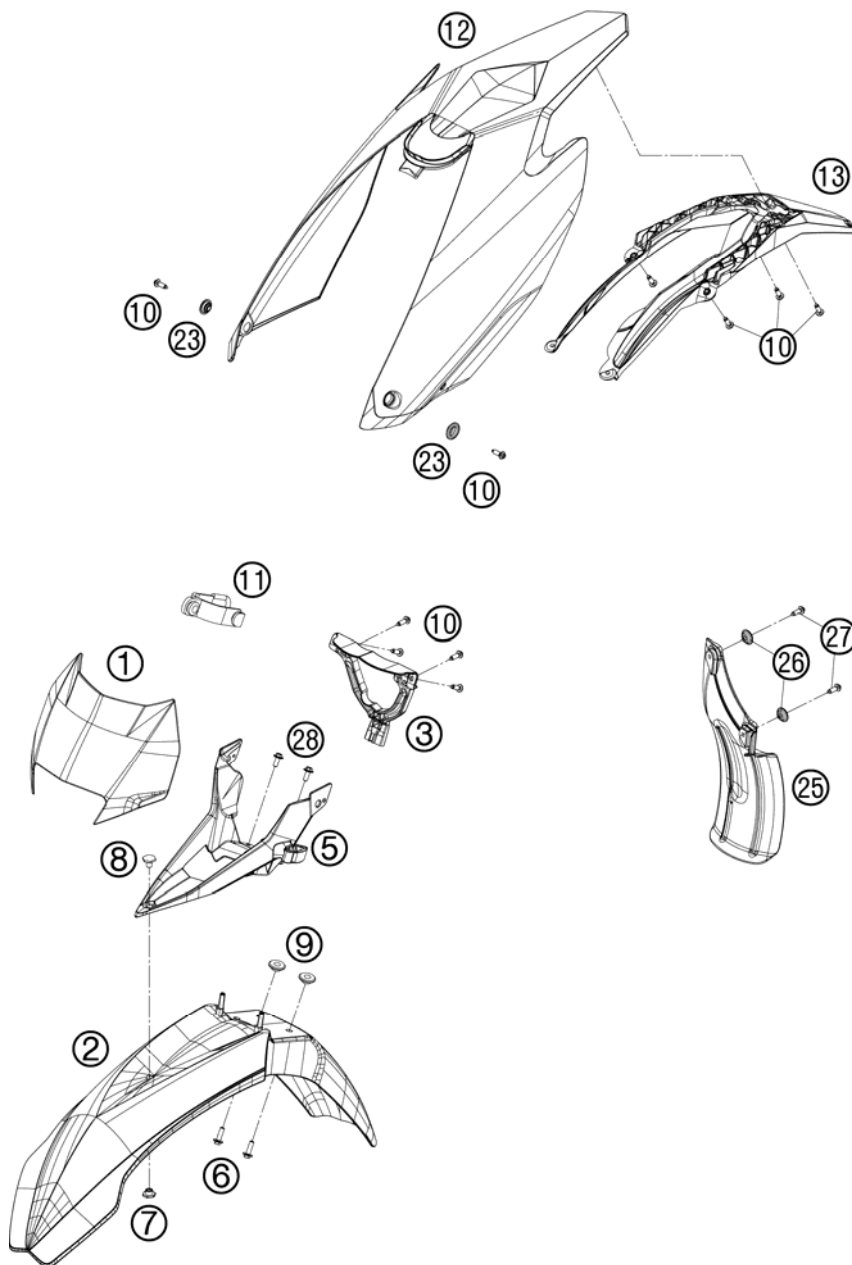



FIG	PART NUMBER	DESCRIPTION	QTY
1*	8120800110068	HEAD LIGHT MASK BLUE	1
2	8120801000068	FRONT FENDER 2009	1
3	81208003000	HEAD LIGHT SUPPORT 2009	1
5	81208009100	FENDER BRACE	1
6	0024060206	HH COLLAR SCREW M6X20 TX30	4
7	50308009051	NUT FENDER BRACE M8 WS=17	1
8	50308009050	SCREW FEND.BRACE M8X9 WS=17	1
9	54808020000	SPACER BUSHING 03	4
10	0017060203	EJOT PT SCREW K60X20 WS=6	10
11	50211086000	MASK RUBBER UFO WP '95	2
12	8120801310028	REAR FENDER HUSABERG WHITE 09	1
13	81208016000	NUMBER PLATE CARRIER	1
23	77306001030	COLLAR BUSHING 4,5/12,6/23	2
25	77306010000	FENDER FOR FILTER BOX	1
26	77304066050	BUSHING F. CHAIN SLIDING PR.07	2
27	0017060204	EJOT PT SCREW K60X20 ALU WS=6	2
28	0024060156	HH COLLAR SCREW M6X15 TX30	2

108120811 / C118120810

\* NEW PART

X AS REQUIRED

①



②

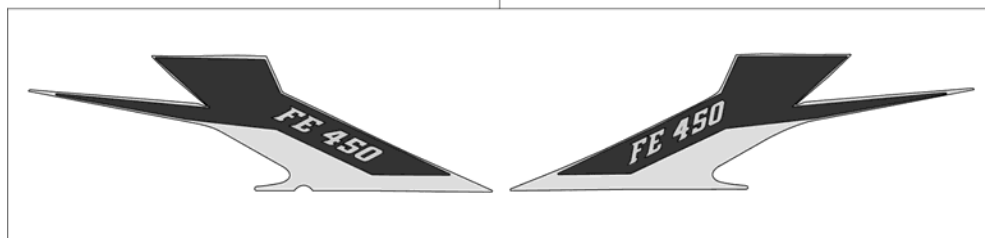


FIG	PART NUMBER	DESCRIPTION	QTY
1*	81208099200	DECAL KIT HUSABERG FE/FX 2011	1
2*	81208091600	DISPLACEM. STICKER FE 450 2011	1

118120831 / C118120831

\* NEW PART

X AS REQUIRED

# FRONT WHEEL

FE 450 USA 2011

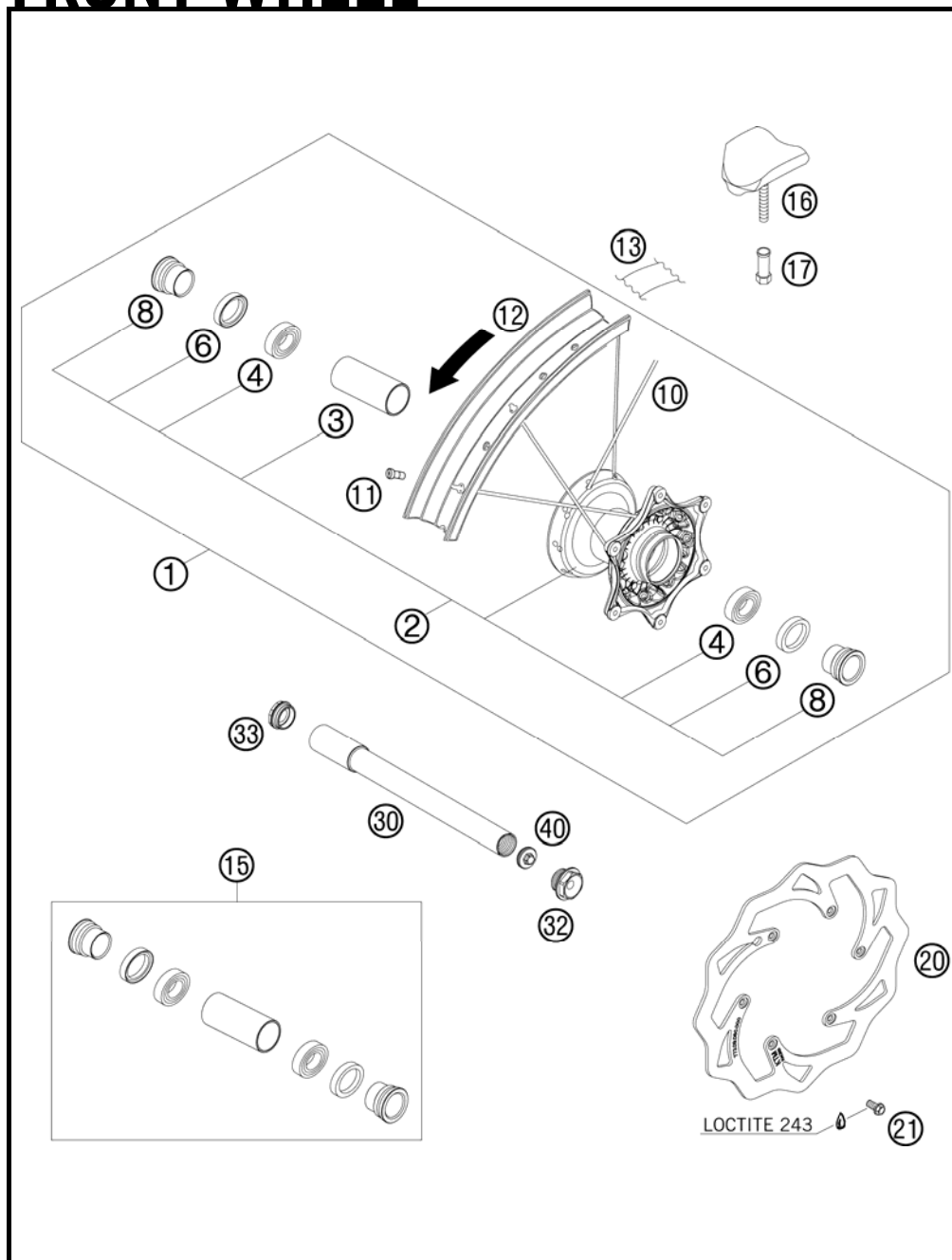


FIG	PART NUMBER	DESCRIPTION	QTY
1	8120900104468	FRONT WHEEL CPL. 450/570 FE 09	1
2	78009010144	FRONT WHEEL HUB CPL.	1
3	54809011000	BEA.SPACERTUBE 35X2 L=79,4 03	1
4	0625069068	GR.BALL BEAR.6906 DDU2CG23S6NM	2
6	0760354771	SHAFT SEAL RING 35X47X7 TC	2
8	78009012000	SPACER BUSHING F. FR. WHEEL 08	2
10	78009174226	SPOKE M4,5x226-21" 08	36
11	50309072100	SPOKE NIPPLE M4,5X0,75 8X21	36
12	8120907010068	RIM FRONT 1,6X1" DID AL7 BLUE	1
13	50309073000	RIM BAND 21"	1
15	78009015000	FRONT WHEEL REP. KIT	x
16	51009100100	RIM LOCK VM1 (1,60")	1
17	50310090050	NUT FOR WHEEL HOLDER '96	1
20	77309060000	BRAKE DISC FRONT 260	1
21	59009062013	SPECIAL SCREW M6X13 WS=8 10.9	6
30	77309081000	WHEEL SPIN.FR. D=26 M24x1,5 07	1
32	54809082000	SPINDLE SCREW M24X1,5 WS=27 03	1
33	54809081050	PLUG BUSHING WS=27 03	1
40	54809081070	AUXILIARY SCREW FRONT 06	1

098120910 / C108120910

\* NEW PART

X AS REQUIRED

# REAR WHEEL

FE 450 USA 2011

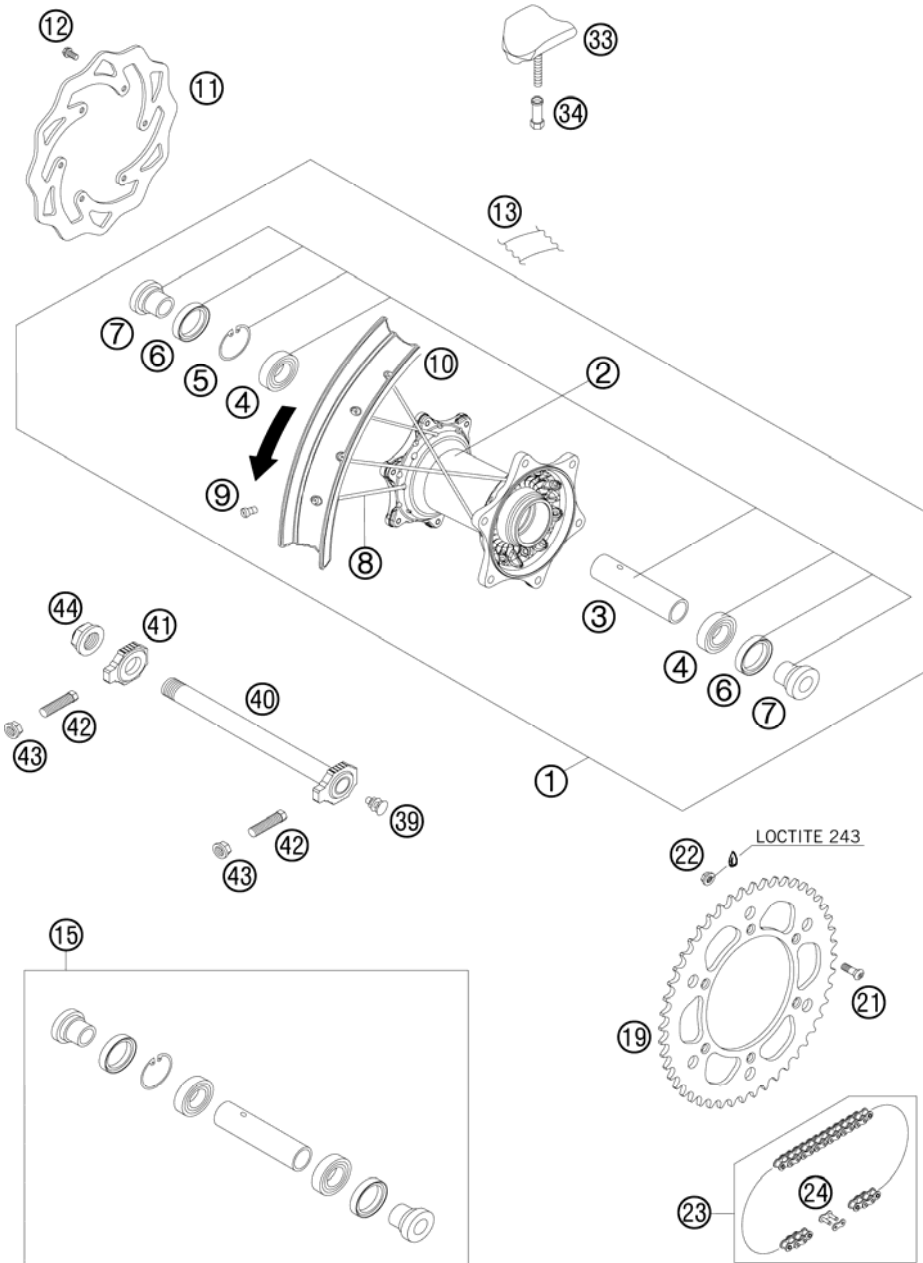


FIG	PART NUMBER	DESCRIPTION	QTY
1	8121000104468	REAR WHEEL CPL. 450/570 FE 09	1
2	78010010144	REAR WHEEL HUB CPL.	1
3	59010011000	BUSHING SPACER TUBE 121,5MM 01	1
4	0625060058	GR.BALL BEAR.6005 DDU2CG23S6NM	2
5	0472047175	CIRCLIP DIN0472-47X1,75	1
6	0760324771	SHAFT SEAL RING 32X47X7 BSL	2
7	78010016000	BUSHING FOR HUB 08	2
8	78010174193	SPOKE M5X193- 18"	36
9	58309072100	SPOKE NIPPLE M5-TA 8X21MM	36
10	8121007010068	RIM 2,15X18" DID AL7 BLUE	1
11	77310060000	BRAKE DISC REAR 220	1
12	59009062013	SPECIAL SCREW M6X13 WS=8 10.9	6
13	50310073200	RIM BAND 18" AND 19"	1
15	78010015000	REAR WHEEL REP. KIT	x
19	58310051038	REAR SPROCKET 38-T	x
19	58310051042	REAR SPROCKET 42-T	x
19	58310151040	REAR SPROCKET 40-T	x
19	58310151045	REAR SPROCKET 45-T	x
19	58310151048	REAR SPROCKET 48-T	x
19	58310151049	REAR SPROCKET 49-T	x
19	58310151050	REAR SPROCKET 50-T	x
19	58310151051	REAR SPROCKET 51-T	x
19	58310151052	REAR SPROCKET 52-T	x
21	0019080266S	COUNTER-SUNK SCREW ISA45 M8X26	6
22	06923080003	HEXAGON NUT DIN EN1661 M8 SW13	6
23	50310165118	CHAIN 5/8X1/4" MX	1
23	78010167118	CHAIN DID 118 ROLLS	1
24	50310166000	CONNECTING LINK F. 50310165118	1
24	78010166000	CONNECTING LINK F. 78010167118	1
33	54010100100	RIM LOCK VM3 (2.15")	1
34	50310090050	NUT FOR WHEEL HOLDER '96	1
39	50210086000	COVERING CAP SFL16	1
40	77310085044	WHEEL SPINDLE RE. CPL.265MM 07	1
41	50310084000	CHAIN TENSIONER R/S 2000	1
42	50304040100	SCREW M10X1,25X50 WS=10	2

098121010 / C108121012

\* NEW PART

X AS REQUIRED



# REAR WHEEL

FE 450 USA 2011

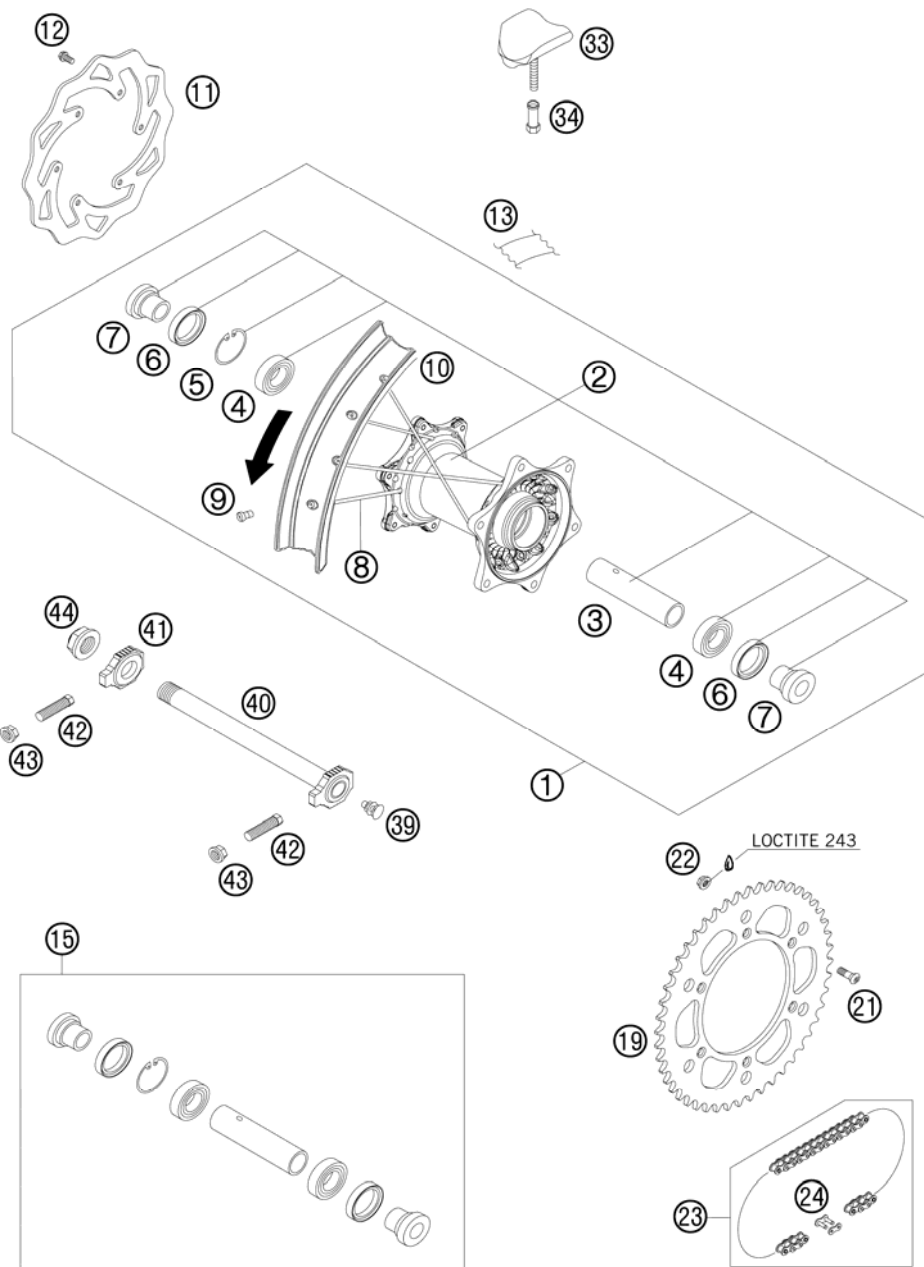


FIG	PART NUMBER	DESCRIPTION	QTY
43	58414030000	HH COLLAR NUT M10X1,25 WS=13	2
44	50310099000	HEXAGON NUT M20X1,5 '98	1

098121010 / C108121012

\* NEW PART

X AS REQUIRED

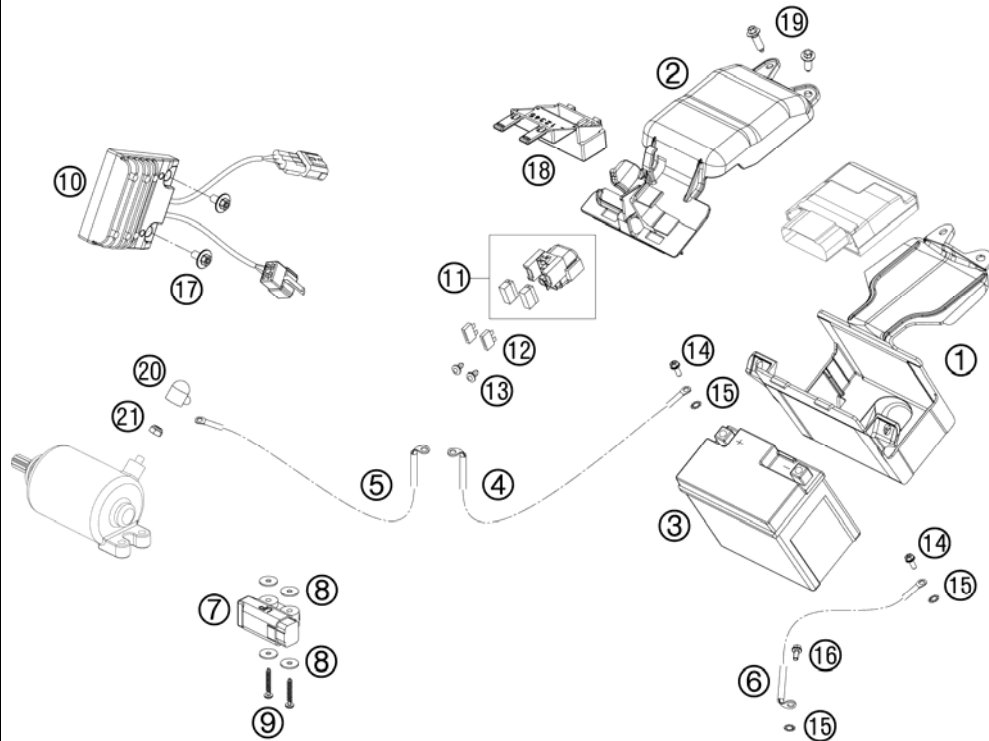


FIG	PART NUMBER	DESCRIPTION	QTY
1	81211054000	BATTERY COMPARTMENT	1
2	81211054010	BATTERY COVER	1
3	80011053000	BATTERY 12V/7AH 04	1
4	81211059050	STARTER CABLE BATTERY-RELAY	1
5	81211059000	STARTER CABLE STARTER	1
6	81211097000	GROUND CABLE	1
7	61041088000	ROLLOVER SENSOR 05	1
8	61041088050	SHIM 4,3X15X1,25MM GALVANIZED	4
9	0081400253	PLASTIC SCREW KA40X25WN1412	2
10	81211034000	VOLTAGE REGULATOR EFI	1
11	58211058000	STARTER RELAY 12V '99	1
12	58011109120	FUSE 20 A	2
13	0902060083	AH OVAL SCREW ISO 7380 M 6X8	2
14	0025050126	HH COLLAR SCREW M5X12 TX30	2
15	58411098100	CONTACT WASHER M6 VSV-K6	3
16	0025060126	HH COLLAR SCREW M6X12 TX30	1
17	0024060123	COLLAR SCREW M6X12 TX	2
18	58411087050	RUBBERCOVER F.LOCKHOLDER	1
19	0017060204	EJOT PT SCREW K60X20 ALU WS=6	2
20	58440099000	PROTECTION CAP F. STARTER ENG.	1
21	0985060003	SELF LOCK. NUT DIN0985-M 6	1

098121130 / C098121130

\* NEW PART

X AS REQUIRED

# WIRING HARNESS

FE 450 USA 2011

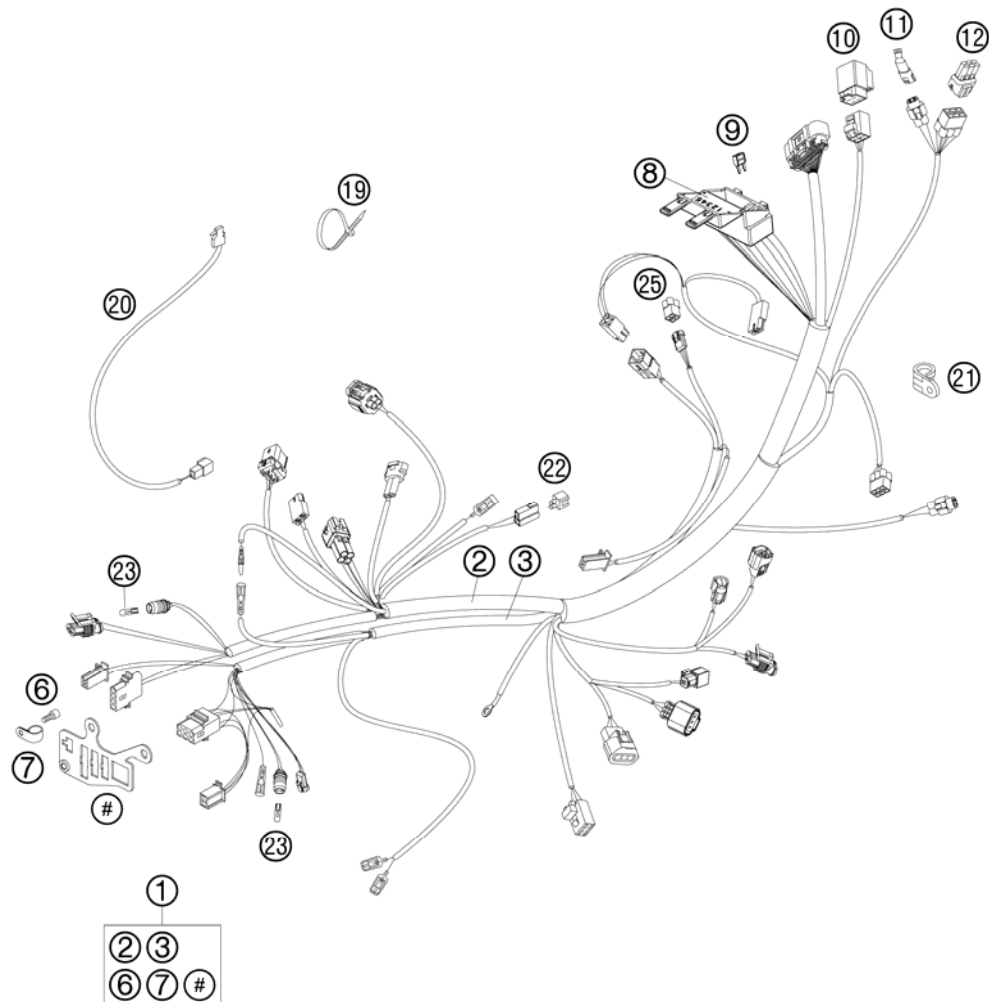


FIG	PART NUMBER	DESCRIPTION	QTY
1	81211075100	MAIN WIRING HARNESS USA 2010	1
2	81211075110	WIRING HARNESS 2010	1
3	81211075120	WIRING HARNESS LIGHT 2010	1
6	0912050083	AH SCREW DIN 912 M 5X8	1
7	57013070000	PVC-CLAMP 7/16" HEYCO 3377	1
8	58411087050	RUBBERCOVER F.LOCKHOLDER	1
9	75011088010	FUSE 10A 07	x
10	61111057000	RELAY CM1A-R-12V-H80 07	1
11	69011040000	END PLUG CAN-BUS 08	1
12	000700000BH	SPARE CONNECTOR BH 6-PINS	1
19	44011076140	CABLE TIE 14072,5MM BLACK	x
19	44011076200	CABLE TIE 200/3,6MM BLACK	x
19	44011076305	CABLE TIE 300/4,8MM BLACK	x
20	50311050100	BRAKE LIGHT SWITCH FRONT 2002	1
21	54211052000	CLAMP RSGU 24/15	1
22	58411096100	DIODE S3H-15 97	1
23	49111425200	BULB 12V 2,3W (W2X4,6D)	2
25	81211096000	DUMMY PLUG AN 4-PIN	1

108121111 / C108121113

\* NEW PART

X AS REQUIRED

# HAND BRAKE CYLINDER

FE 450 USA 2011

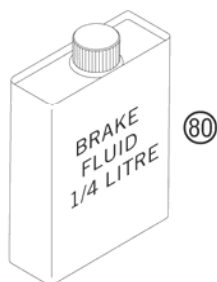
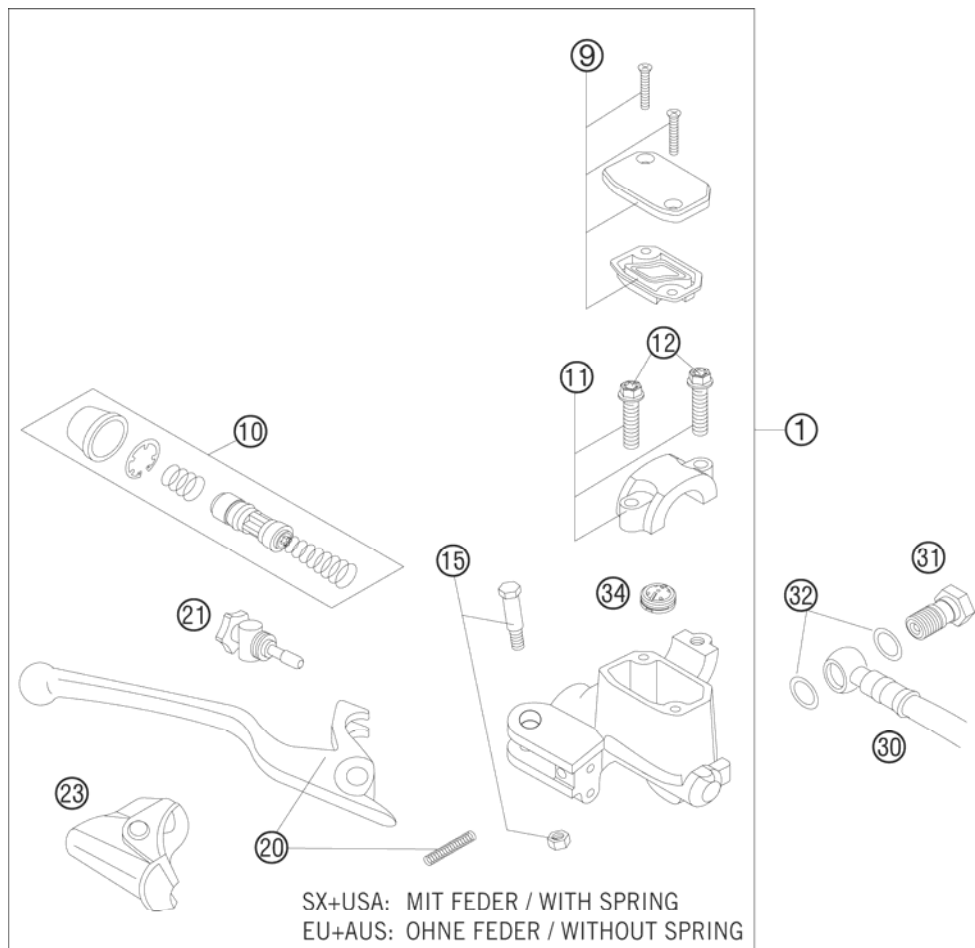


FIG	PART NUMBER	DESCRIPTION	QTY
1	77013001144	HAND BRAKE CYLINDER CPL.EXC 09	1
9	50313003000	HANDBRAKE CYL.COVER CPL.NATURE	1
10	54813008300	REP.SET PISTON D=9MM 2009	1
11	50313005000	CLAMP CPL. NATURE	1
12	0025060256	HH COLLAR SCREW M6X25 TX30	2
15	50313006100	LEVER SCREW CPL. 2001	1
20	54813002200	HAND BRAKE LEVER + SPRING 2009	1
21	54813007300	ADJUSTING SCREW CPL. SX 2009	1
23	50313004000	PROTECTION CAP HAND BRAKE CYL.	1
30	59013011000	BRAKEHO. FRONT 1300MM 2000	1
31	54813020200	BANJO SCREW 08	1
32	0603100141	COPPER GASKET DIN7603-10X14X1	2
34	54802051000	VALVE	1
80	00062030000	BRAKE FLUID DOT5.1 0,25L	1

097701310 / C098121310

\* NEW PART

X AS REQUIRED

# BRAKE CALIPER FRONT

FE 450 USA 2011

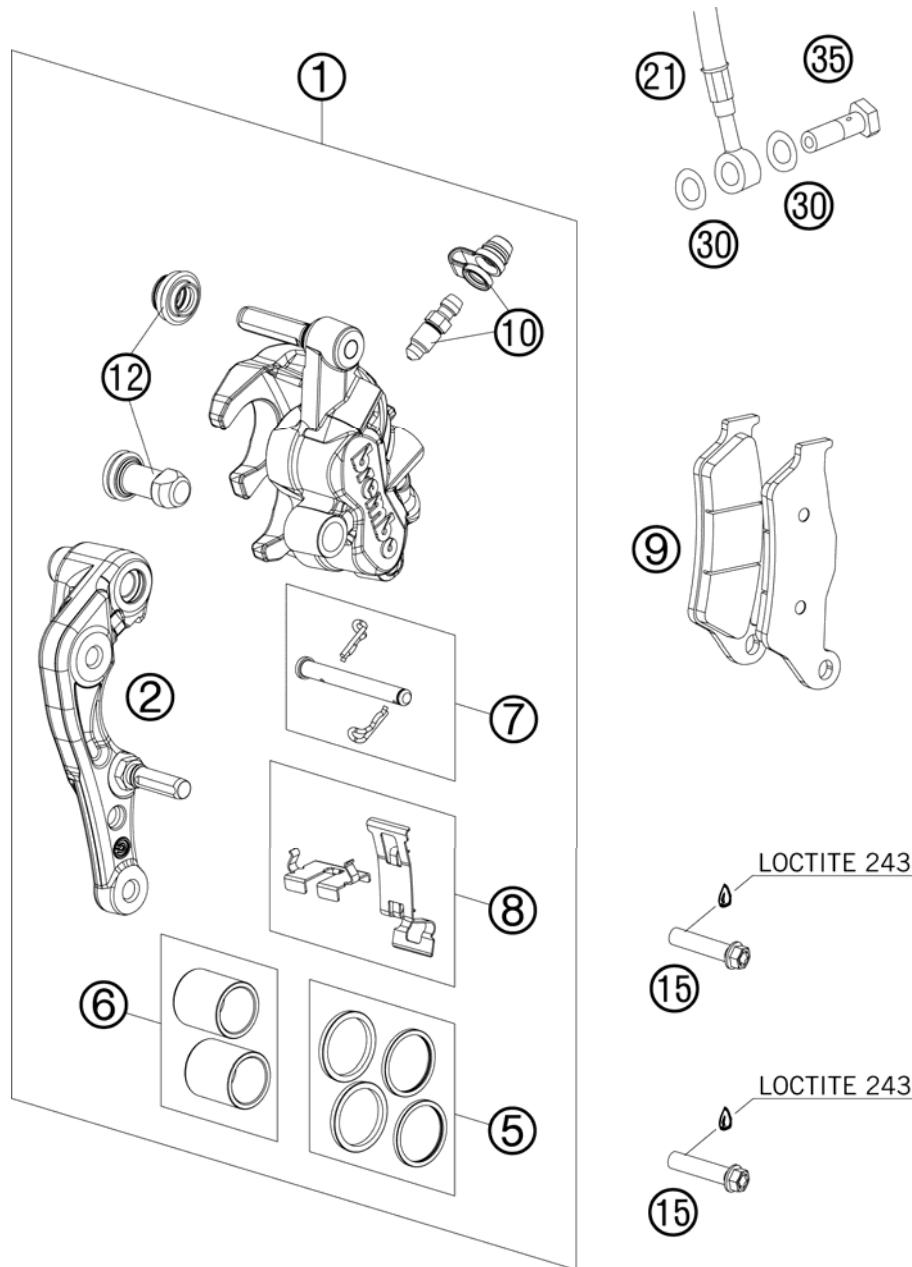


FIG	PART NUMBER	DESCRIPTION	QTY
1	7701301500101	CALIPER NAT. WITHOUT PADS	1
2	77013014000	BRAKE CALIPER SUPPORT FRONT 09	1
5	77013021000	REP. KIT SEALS 24MM	1
6	77013019000	REP. KIT PISTON 24MM	1
7	77013017000	BOLT CPL. 09	1
8	77013018000	RETAINING PLATE SET BREMBO	1
9	77013020000	BRAKE PADS TOYO B153	1
10	61013020100	BLEEDER SCREW WITH CAP	1
12	54613218000	CUP SET SHORT	1
15	0025080356S	HH COLLAR SCREW M8X35 TX40	2
21	59013011000	BRAKEHO. FRONT 1300MM 2000	1
30	0603100141	COPPER GASKET DIN7603-10X14X1	2
35	50213025000	HOLLOW SCREW M10X1X19	1

097701361 / C098121361

\* NEW PART

X AS REQUIRED

# BRAKE CALIPER REAR

FE 450 USA 2011

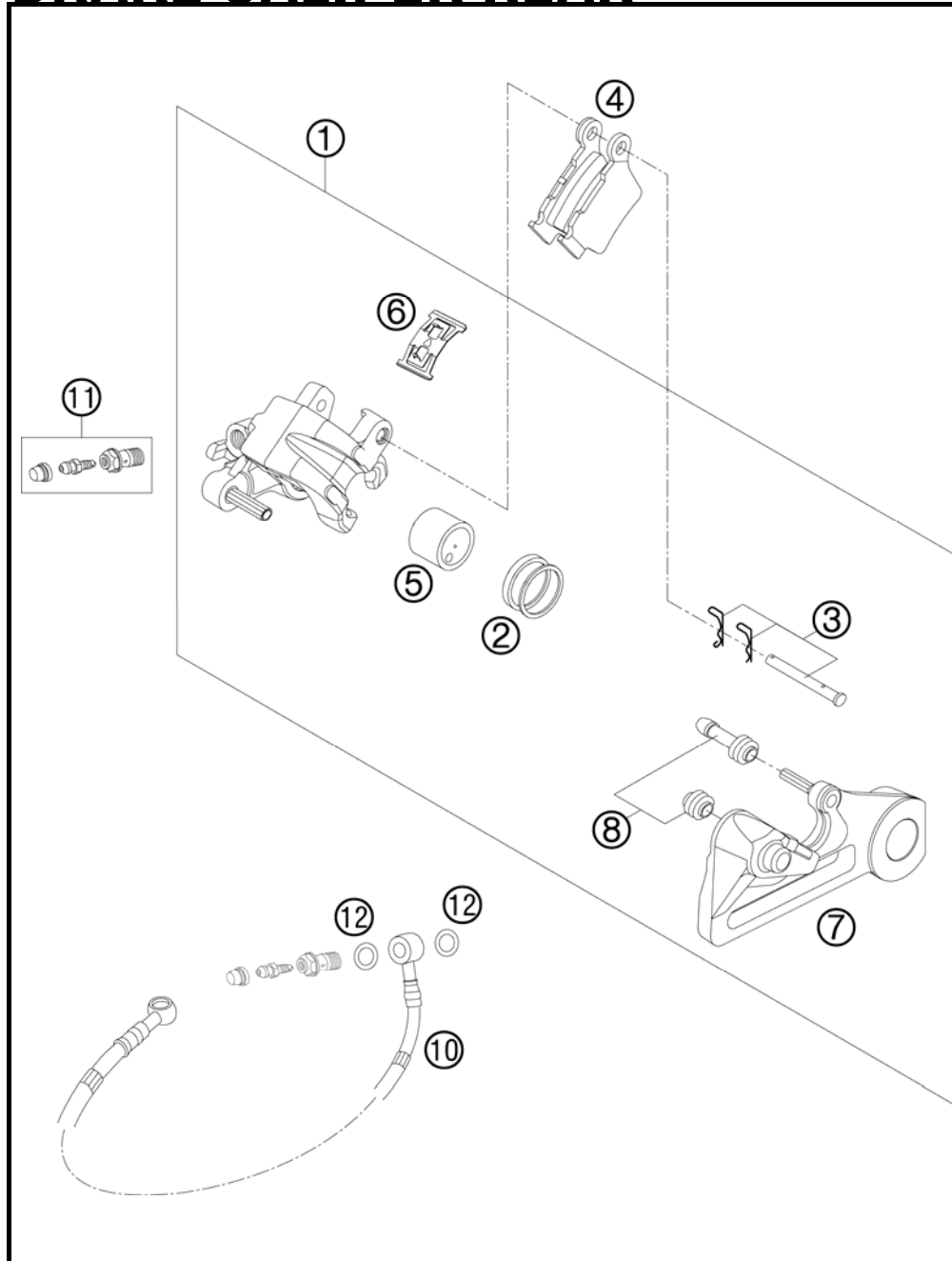


FIG	PART NUMBER	DESCRIPTION	QTY
1	54813080101	BRAKE CAL. RE. - WITHOUT PADS	1
2	50313081200	REPAIR KIT SEALING RINGS 26MM	1
3	54813082000	BOLT SET FOR BRAKE CALIPER 03	1
4	54813090300	BRAKE PAD SET REAR TOYO	1
5	54813083000	BRAKE PISTON 26MM 2003	1
6	54813018000	RETAINING SPRING SET 2003	1
7	54813075000	BRAKE CALIPER SUPPORT REAR	1
8	54613218000	CUP SET SHORT	1
10	54813070000	BRAKE HOSE REAR 655MM 03	1
11	62513020000	BLEEDER SCREW CPL. 05	1
12	0603100141	COPPER GASKET DIN7603-10X14X1	2

095031390 / C098121390

\* NEW PART

X AS REQUIRED

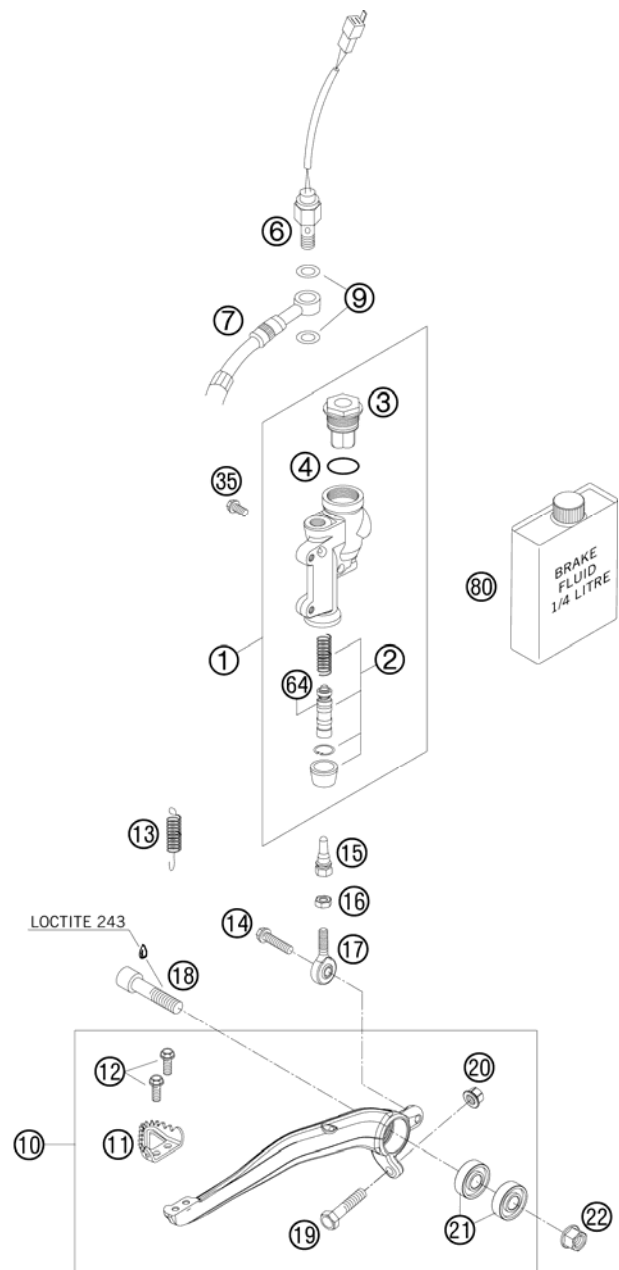


FIG	PART NUMBER	DESCRIPTION	QTY
1	54813060100	REAR BRAKE CYLINDER CPL. 2004	1
2	54813061200	REPAIR KIT PISTON 13MM 06	1
3	54813062100	REAR BRAKE CYL. COVER CPL. 04	1
4	54813063000	FOOT-BRAKE CYL. GASKET SX 03	1
6	50311051100	BRAKE LIGHT SWITCH REAR '98	1
7	54813070000	BRAKE HOSE REAR 655MM 03	1
9	0603100141	COPPER GASKET DIN7603-10X14X1	2
10	78013050044	FOOT BRAKE LEVER CPL.	1
11	54813051000	STEP PLATE FOR BRAKE LEVER	1
12	0025050126	HH COLLAR SCREW M5X12 TX30	2
13	54603062000	RETURN SPRING FOR BRAKE LEVER	1
14	0025060206S	HH COLLAR SCREW M6X20 TX30	1
15	54813056000	PUSH ROD L=28MM 03	1
16	0985060003	SELF LOCK. NUT DIN0985-M 6	1
17	54813055000	SWIVEL HEAD KA6 03	1
18*	0032100406S	AH-COLLAR SCREW M10X40 ISA45	1
19	59001037000	SPECIAL SCREW M8X26 WS=10	1
20	46030045000	COLLAR NUT M8 WS=10	1
21	0625060002	BALL BEARING SKF 6000-2RS1	2
22	54630044000	COLLAR NUT M10 WS=13	1
35	0025060126	HH COLLAR SCREW M6X12 TX30	2
64	54813064200	BELLOWS FOR REPAIR KIT 06	1
80	00062030000	BRAKE FLUID DOT5.1 0,25L	1

098121330 / C118121330

\* NEW PART

X AS REQUIRED

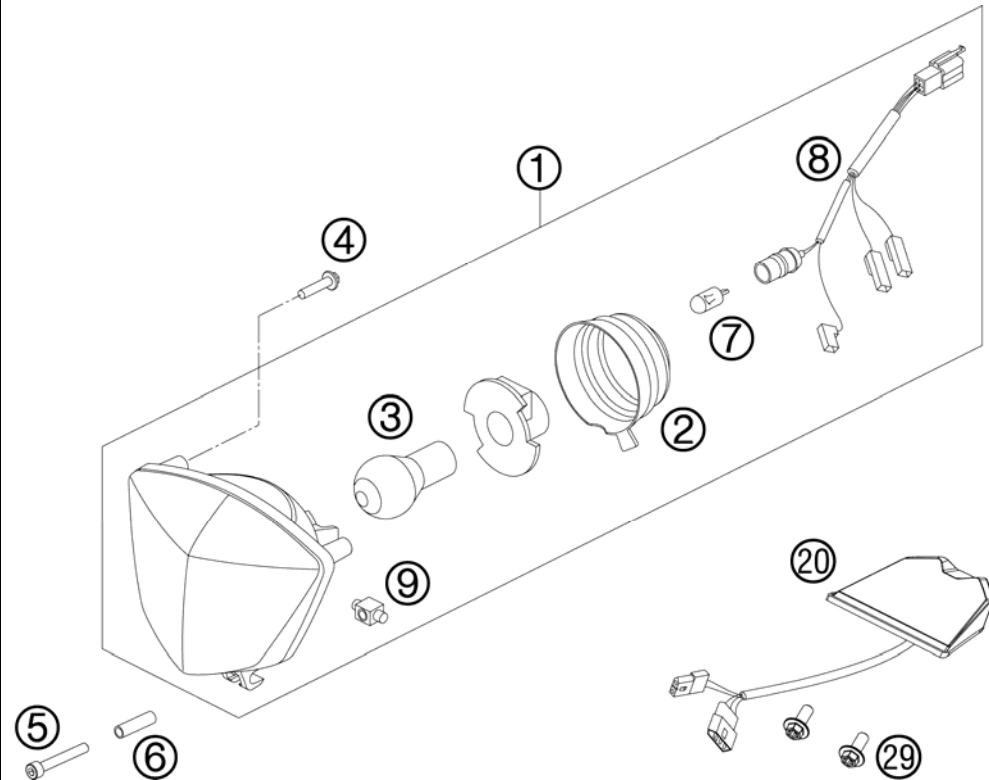


FIG	PART NUMBER	DESCRIPTION	QTY
1	81214001000	HEAD LIGHT	1
2	54814001050	RUBBER CAP FOR HEAD LIGHT 05	1
3	44111038000	BILUX-BULB 12V 35/35W BA20D	1
4	0081050181	SCREW FOR PLASTIC K50X18 T20	4
5	0912050353	AH SCREW DIN912 M5X35	1
6	81208008000	DIST. HOSE F. HEAD LIGHT MASK	1
7	49011435100	BULB 12V 5W (W2,1X9,5D) PHIL.	2
8	54811001050	CABLE FOR HEAD LIGHT 2005	1
9	81208003010	INSERT FOR HEAD LIGHT SUPPORT	1
20	76514040000	REAR LIGHT	1
29	0024060156	HH COLLAR SCREW M6X15 TX30	2

108121411 / C108121412

\* NEW PART

X AS REQUIRED



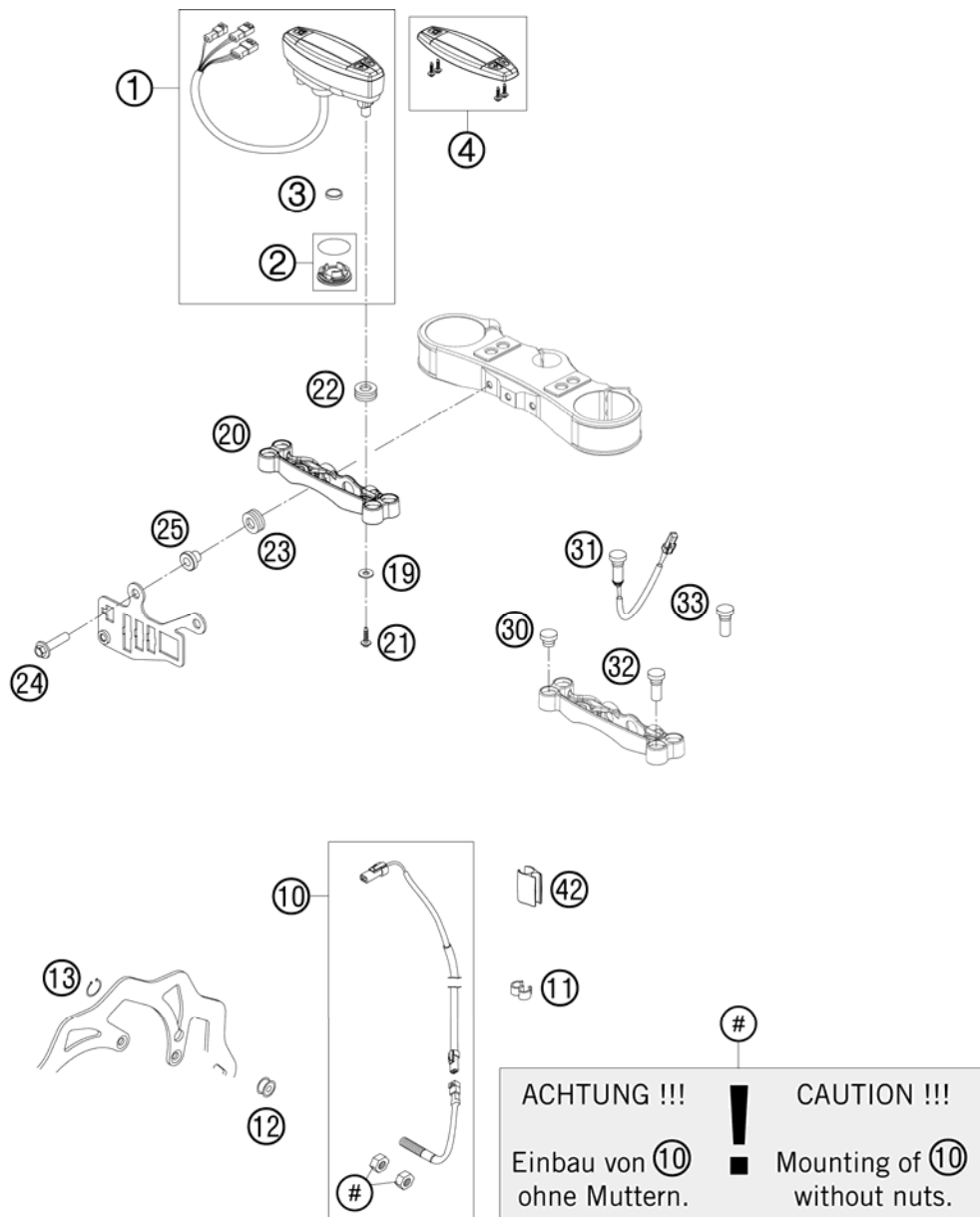


FIG	PART NUMBER	DESCRIPTION	QTY
1	54814069100	SPEEDOMETER MPH F. 21" 2005 REPROGRAMMABLE: MPH - KM/H	1
2	54814069010	BATTERY COVER F. SPEEDOM. 2005	1
3	58314068000	BATTERY F. SPEEDOM. M.A.E. 02	1
4	54814069020	SPEEDOMETER TOP PART 05	1
10	54814068100	CABLE FOR DIGITAL SPEEDOM. 06	1
11	55011022100	CLAMP D=6/8MM, BLACK	2
12	54814069050	MAGNET FOR DIGITAL SPEEDOM. 03	1
13	0471009104	CIRCLIP DIN0471- 9X1 INOX	1
19	0021050003	WASHER DIN9021-A 5,3	2
20	81214060000	SPEEDOMETER BRACKET	1
21	0081050121	SCREW FOR PLASTIC K50X12 T20	2
22	58214069051	RUBBER GROMMET 16X10,8X3 02	2
23	31008060000	RUBBER SLEEVE D=8MM OPEN	2
24	0024060256	HH COLLAR SCREW M6X25 TX30	2
25	59030060050	BUSHING F. SPROCKET COVER RAC.	2
30	50210086000	COVERING CAP SFL16	1
31	81214083000	INDICATOR LIGHT LED YELLOW FI	1
32	58011021300	H.BEAM INDICATOR LIGHT BLUE'98	1
33	81214086000	INDICATOR LIGHT RESERVE	1
42	54813026000	CABLE SUPPORT 10/6MM 06	2

108121431 / C108121432

\* NEW PART

X AS REQUIRED

①  
OHNE ABBILDUNG  
WITHOUT ILLUSTRATION

①  
TECHNISCHE DOKUMENTATION  
TECHNICAL DOCUMENTATION  
DOCUMENTACION TECNICA  
DOCUMENTATION TECHNIQUE  
NOTE TECNICHE

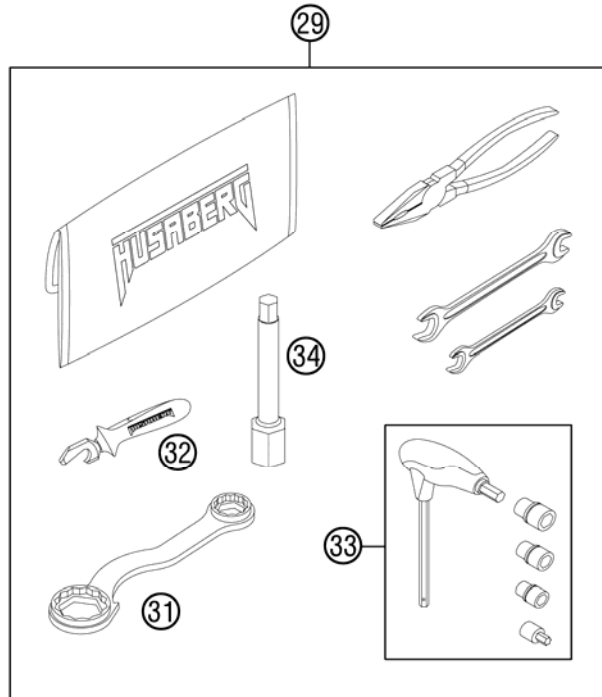


FIG	PART NUMBER	DESCRIPTION	QTY
0	0021060003	WASHER DIN9021-A 6,4	1
0	0025060356	HH COLLAR SCREW M6X35 TX30	1
0	44011076200	CABLE TIE 200/3,6MM BLACK	1
0	5030314013390	FOOTPEG L.+R. CPL. 03	1
0	77308010099	MOUNTING KIT FRONT FENDER	1
0	81202002000	FATBAR PAD HUSABERG 09	1
0	81203190000	ENGINE GUARD	1
0	8120801000068B	FRONT FENDER BLUE 2011	1
0	81212002000	BAG HUSABERG	1
0	H38090110	HUSABERG BALLPOINT PEN	1
1*	3802020EN	OWN.MAN.FX-FE 390/450/570 2011	1
1*	3CF2375K3EN	SPM CHASSIS FE 450 2011	1
1*	3CM090030KEN	SPM ENGINE 450 FE 2011	1
29	81229099000	TOOL SET 2009	1
31	50329080100	WRENCH SW=17/21/27/32 B&F	1
32	81229071000	OPENER HUSABERG	1
33	60029070200	T-WRENCH WS=6/8/10 TX=45 B&F	1
34	78029072000	SPARK PLUG SOCKET	1

098122001 / C118122002

\* NEW PART

X AS REQUIRED

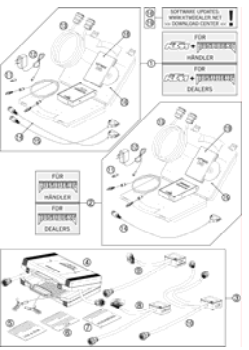
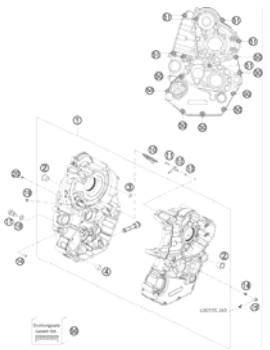
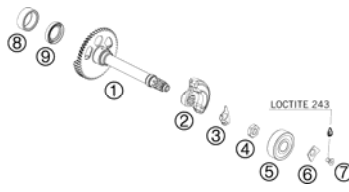
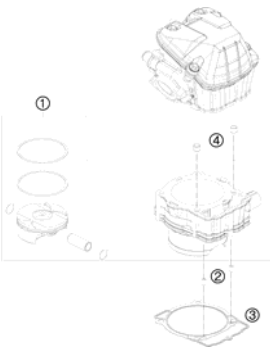
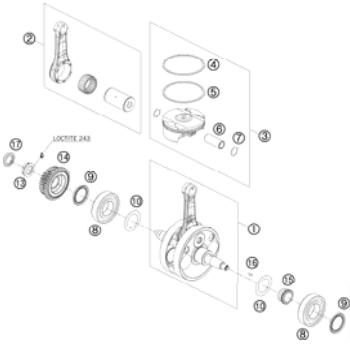
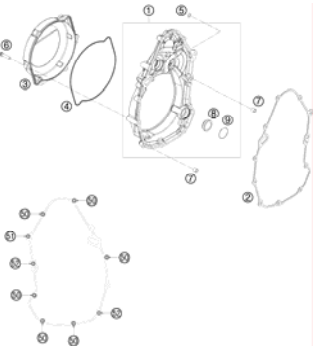

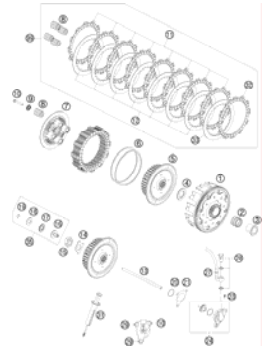
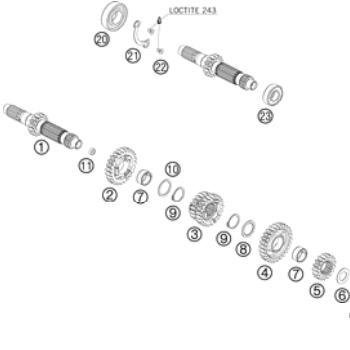
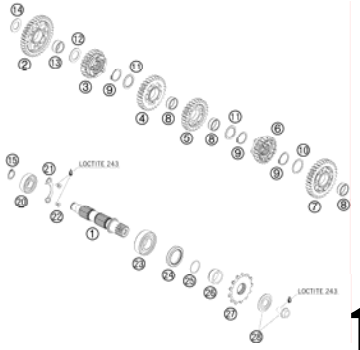

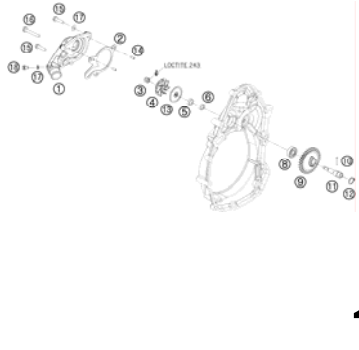
# HUSABERG FE 450 2011

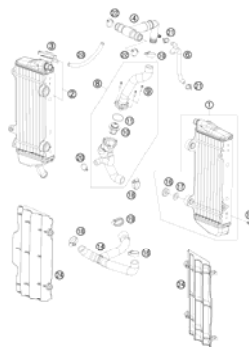
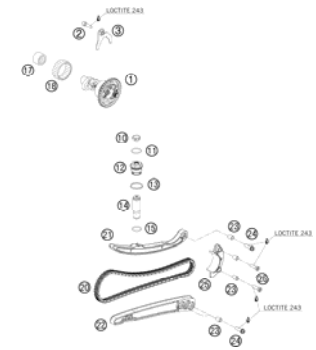
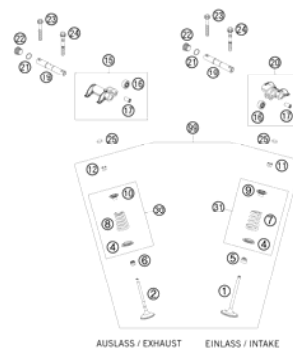
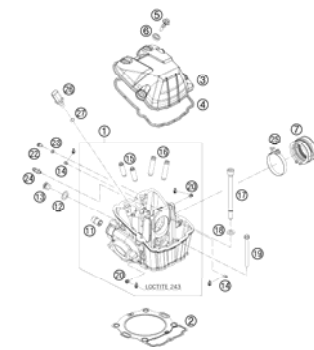
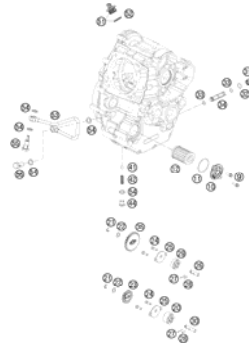


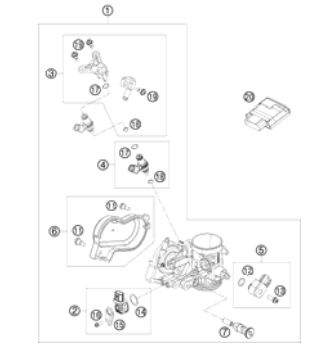
**SPARE PARTS MANUAL: ENGINE**

**ART.NO.: 3CM090030KEN**

**ENGLISH**

**HUSABERG**

<p><b>DIAGNOSTIC TOOL</b></p>  <p><b>3</b></p>	<p><b>ENGINE CASE</b></p>  <p><b>4</b></p>	<p><b>BALANCER SHAFT</b></p>  <p><b>5</b></p>	<p><b>CYLINDER</b></p>  <p><b>6</b></p>
<p><b>CRANKSHAFT, PISTON</b></p>  <p><b>7</b></p>	<p><b>CLUTCH COVER</b></p>  <p><b>8</b></p>	<p><b>SECONDARY AIR SYSTEM SAS</b></p>  <p><b>9</b></p>	<p><b>CLUTCH</b></p>  <p><b>10</b></p>
<p><b>TRANSMISSION I - MAIN SHAFT</b></p>  <p><b>11</b></p>	<p><b>TRANSMISSION II - COUNTERSHAFT</b></p>  <p><b>12</b></p>	<p><b>SHIFTING MECHANISM</b></p>  <p><b>13</b></p>	<p><b>WATER PUMP</b></p>  <p><b>14</b></p>

<p><b>COOLING SYSTEM</b></p>  <p><b>15</b></p>	<p><b>TIMING DRIVE</b></p>  <p><b>16</b></p>	<p><b>VALVE DRIVE</b></p>  <p>AUSLASS / EXHAUST EINLASS / INTAKE</p> <p><b>17</b></p>	<p><b>CYLINDER HEAD</b></p>  <p><b>19</b></p>
<p><b>LUBRICATING SYSTEM</b></p>  <p><b>20</b></p>	<p><b>IGNITION SYSTEM</b></p>  <p><b>21</b></p>	<p><b>ELECTRIC STARTER</b></p>  <p><b>22</b></p>	<p><b>THROTTLE BODY</b></p>  <p><b>23</b></p>
<div style="display: flex; align-items: center;"> <div style="background-color: #cccccc; padding: 20px; margin-right: 20px; font-size: 48px; font-weight: bold;">!</div> <div> <p>All information contained is without obligation. KTM-Sportmotorcycle AG particularly reserves the right to modify any equipment, technical specifications, prices, colors, shapes, materials, services, service work, constructions, equipment and the like so as to adapt them to local conditions or to cancel any of the above items, all without previous announcement and without giving reasons. KTM may stop manufacturing certain models without previous notice. KTM shall not be held liable for any deviations of availability and/or ability to deliver, illustrations, descriptions, printing and/or other errors. The illustrated models partly contain extra equipment, which is not applied to standard models. © by KTM-SPORTMOTORCYCLE AG, Mattighofen AUSTRIA; All rights reserved; Reprint, also in extracts, with written allowance of KTM-SPORTMOTORCYCLE AG, Mattighofen only.</p> </div> </div>			

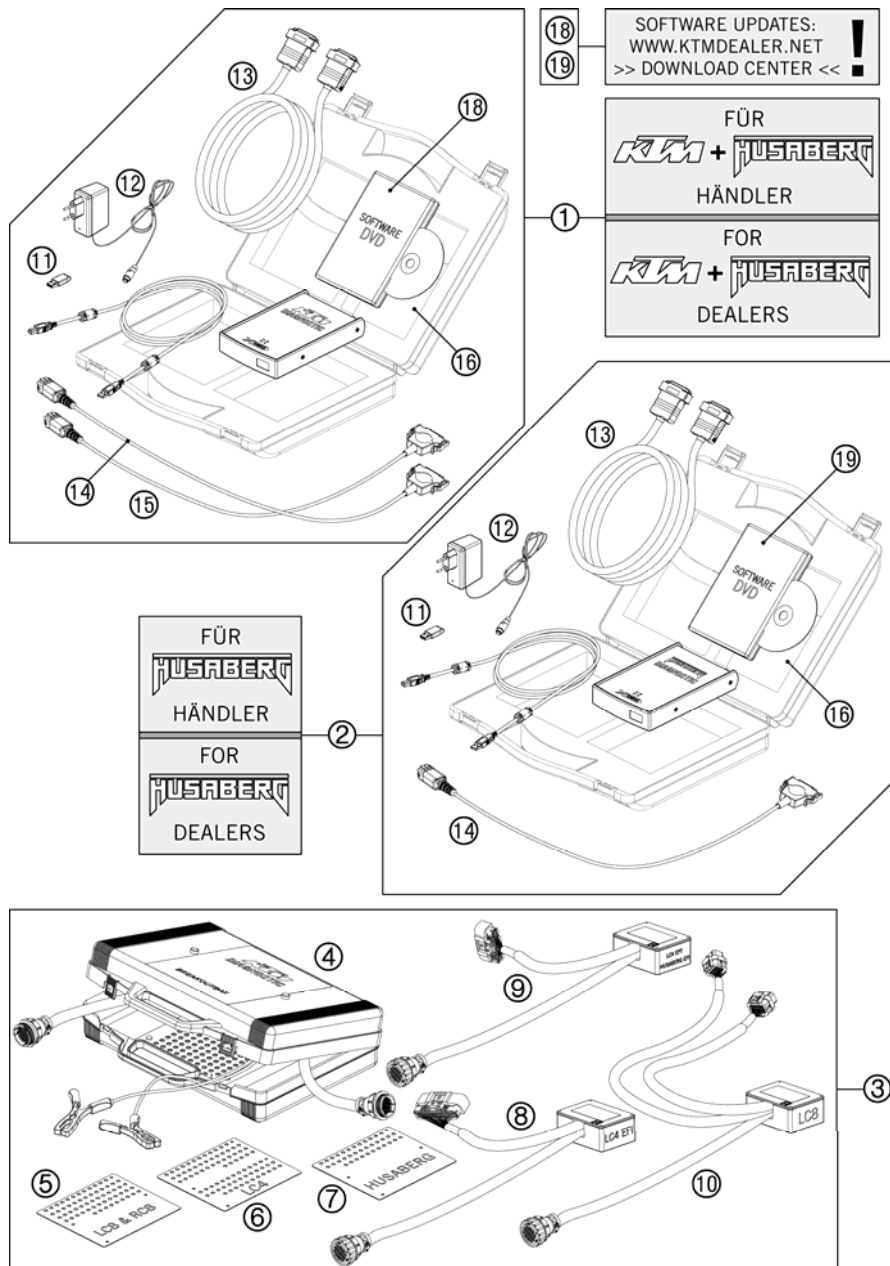


FIG	PART NUMBER	DESCRIPTION	QTY
1	00029096200	DIAGNOSTIC TOOL HUSABERG/KTM	1
2	00029096000	DIAGNOSTIC TOOL HUSABERG	1
3	00029095000	BREAKOUT-BOX KPL.	1
4	00029095001	BREAKOUT-BOX	1
5	00029095005	TEMPLATE LC8 / RC8	1
6	00029095006	TEMPLATE LC4	1
7	00029095007	TEMPLATE HUSABERG	1
8	00029095003	ADAPTER LC4 EFI	1
9	00029095004	ADAPTER LC4 EPT/HUSABERG EFI	1
10	00029095002	ADAPTER LC8	1
11	00029096006	DIAGNOSTIC HASP DONGLE XC1	2
12	00029096003	POWERSUPPLY 220V/12V FOR AVL	2
13	00029096002	EXTENSION CABLE	2
14	00029096001	DIAGNOSTIC CABLE HUSABERG	2
15	00029096009	DIAGNOSTIC CABLE KTM	1
16	00029096004	CASE FOR DIAGNOSTIC-TOOL	1
18	00029096007	BASIC SOFTWARE DVD KTM	1
19	00029096008	BASIC SOFTWARE DVD HUSABERG	1

100002920 / C100002920

\* NEW PART

X AS REQUIRED

# ENGINE CASE

# HUSABERG FE 450 2011

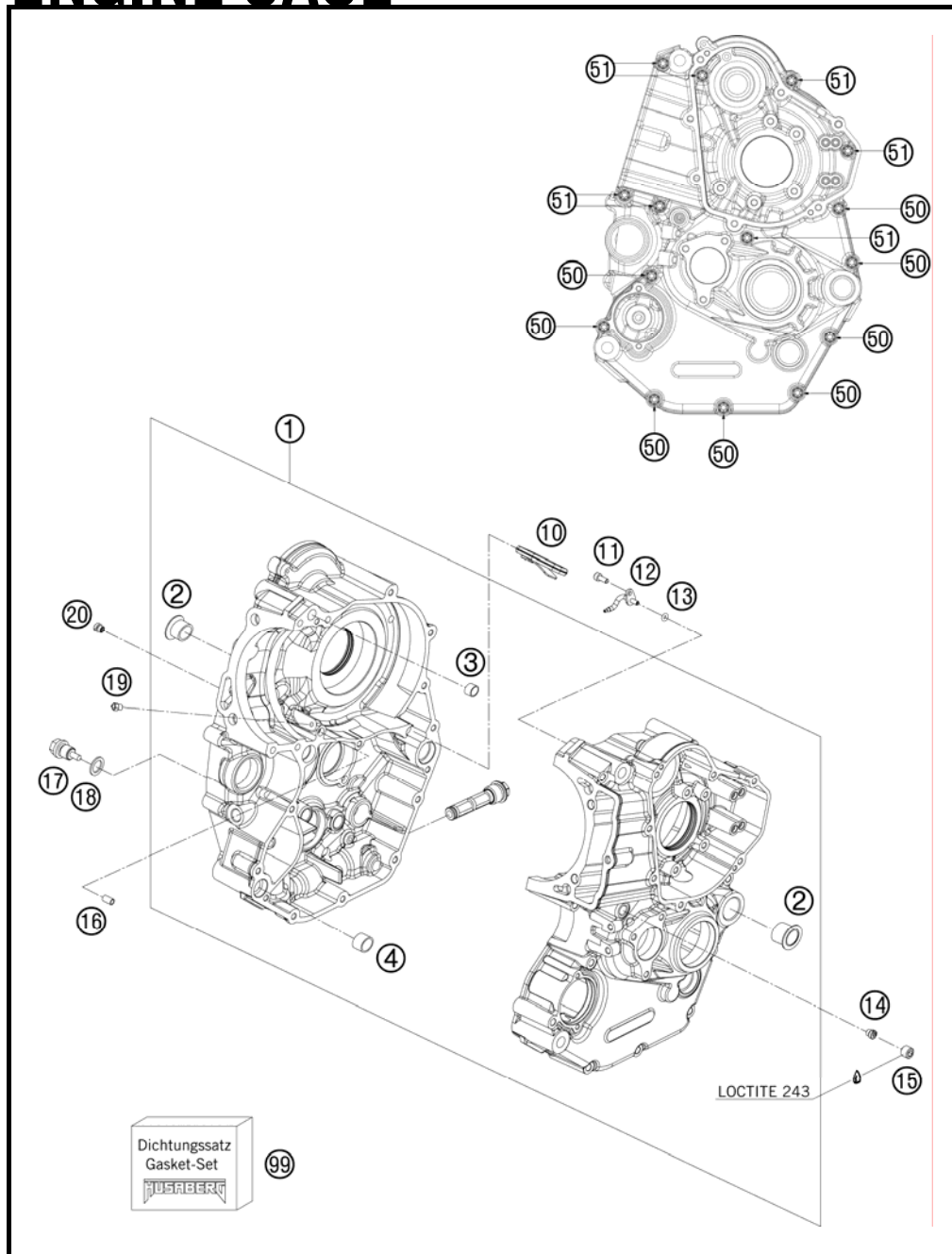


FIG	PART NUMBER	DESCRIPTION	QTY
1	81230000133	ENGINE CASE CPL.W. BEARINGS 09	1
2	75030010000	CASE BUSH	2
3	51030026100	DOWEL 17 X 13 X 12	1
4	54830027000	DOWEL 21X12	03
10	81205027000	VALVE	1
11	0912040103	AH.SCREW DIN0912-M 4X10	1
12	81230064000	OIL JET ANGLED 70	1
13	0770035020	O-RING 3,5X2,00 NBR	1
14	59030054000	JET 60 DELLORTO M6X0,75	1
15	0906100100	PLUG DIN0906-M10X1	1
16	59030023000	DOWEL 6X8X11,5	1
17	58030021000	OILDRAIN PLUG W.MAG. M 12X1,5	1
18	58038022000	CU-SEAL RING DIN7603-12X18X1,5	1
19	60030063070	OIL JET 70 M5	1
20	57031523145	MAIN JET 145	1
50	0025060656	HH COLLAR SCREW M6X65 TX30	8
51	0025060756	HH COLLAR SCREW M6X75 TX30	7
99	81230099000	GASKET KIT HUSABERG	1

098123010 / C098123010

\* NEW PART

X AS REQUIRED

# BALANCER SHAFT

HUSABERG FE 450 2011

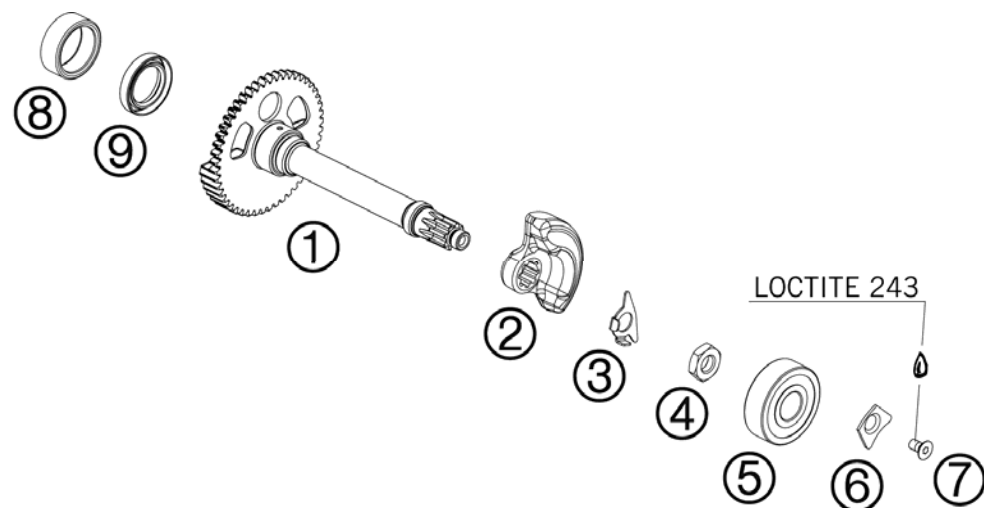


FIG	PART NUMBER	DESCRIPTION	QTY
1	81230056100	BALANCER SHAFT	1
2	78030057000	BALANCE WEIGHT	1
3	78030068000	TAB WASHER 08	1
4	04391010031	HEXAGON NUT DIN0439-M10X1 A2	1
5	0625063020	BALL BEARING	1
6	78033232000	TAB WASHER	1
7	0019050103	INT. TORX FLAT HEAD M 5X10 8.8	1
8	0617253212	NEEDLE BEARING 25X32X12 HK2512	1
9	0760203261	SHAFT SEAL RING 20X32X6 RUBBER	1

098123030 / C098123030

\* NEW PART

X AS REQUIRED



# CYLINDER

HUSABERG FE 450 2011

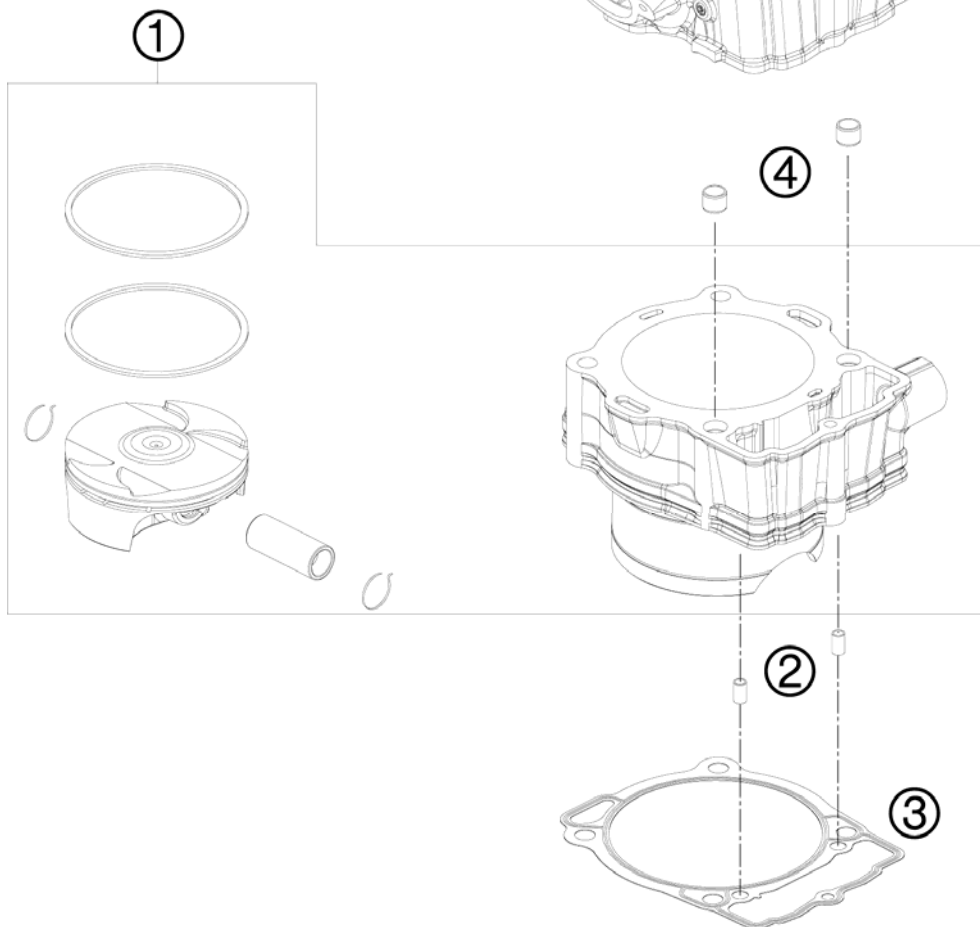
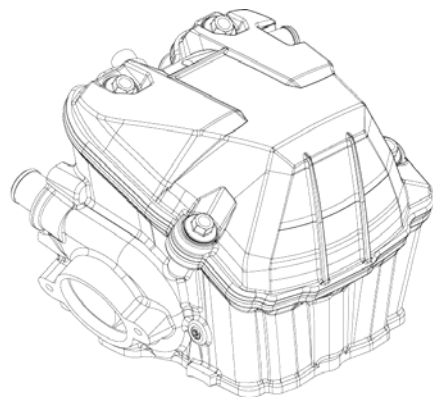


FIG	PART NUMBER	DESCRIPTION	QTY
1	78030038300	CYLINDER AND PISTON CPL.	1
2	59030023000	DOWEL 6X8X11,5	2
3	78030035000	CYLINDER BASE GASKET	1
4	58530014000	DOWEL 10,2X12,5X10 2001	2

108173040 / C108123041

\* NEW PART

X AS REQUIRED

# CRANKSHAFT, PISTON

HUSABERG FE 450 2011

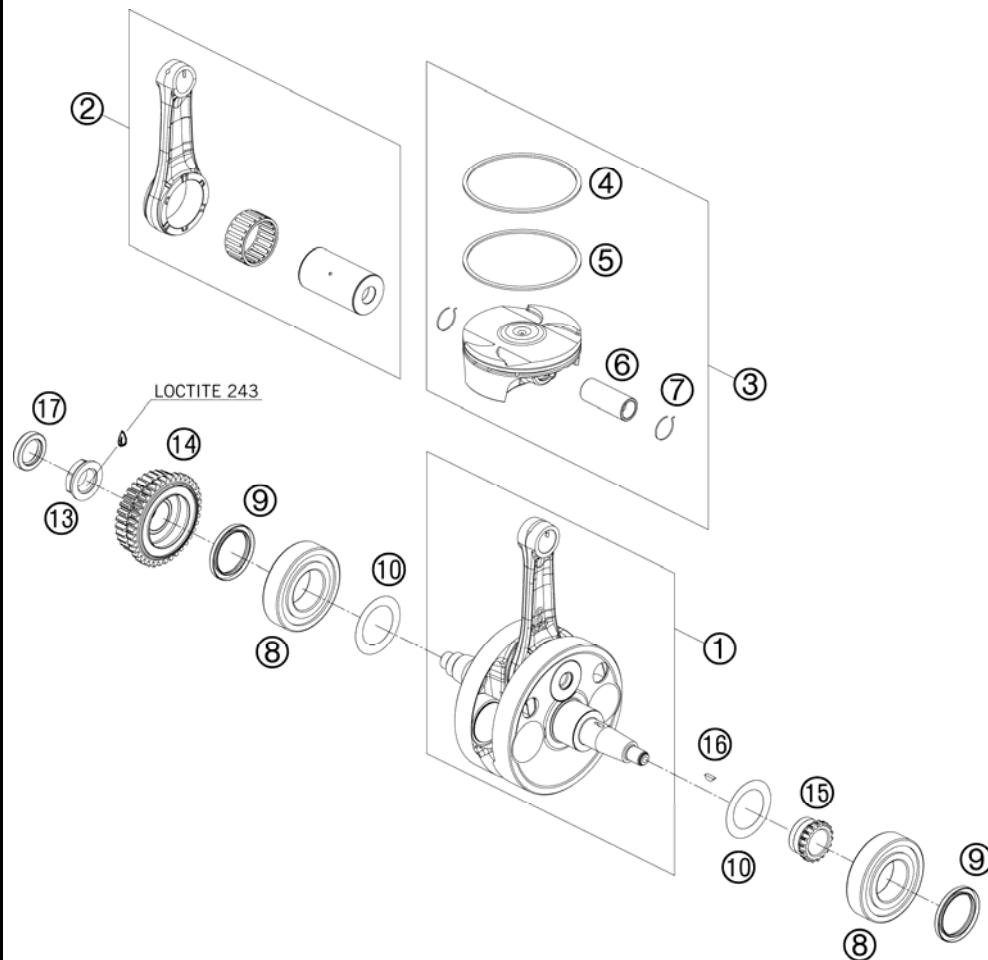


FIG	PART NUMBER	DESCRIPTION	QTY
1	81230018200	CRANKSHAFT CPL.	1
2	78030015144	CONN. ROD REPAIR KIT 450 2010	1
3	78030007300 I	PISTON CPL.	1
3	78030007300 II	PISTON CPL.	1
4	78030030100	COMPRESSION RING	1
5	78030032200	OIL SCRAPER PISTON RING	1
6	78030033000	PISTON PIN 08	1
7	77330074000	CIRCLIP	2
8	0412357217	CYL.ROLLER BEAR. NJ 207ECP C4	2
9	0760354774	SHAFT SEAL RING 35X47X7 VITON	2
10	56530081000	SHIM WASHER 36X48X0,10	x
10	56530081100	SHIM WASHER 36X48X0,15	x
10	56530081200	SHIM WASHER 36X48X0,20 STEEL	x
10	56530081300	SHIM WASHER 36X48X0,30	x
13	78030029200	NUT PRIMARY WHEEL M20X1,5	1
14	78032000333	PRIMARY WHEEL	1
15	78036014200	TIMING GEAR 18T.	1
16	0888030037	WOODRUFF KEY DIN6888-3X3,7	1
17	0760203261	SHAFT SEAL RING 20X32X6 RUBBER	1

098173060 / C108123062

\* NEW PART

X AS REQUIRED

# CLUTCH COVER

HUSABERG FE 450 2011

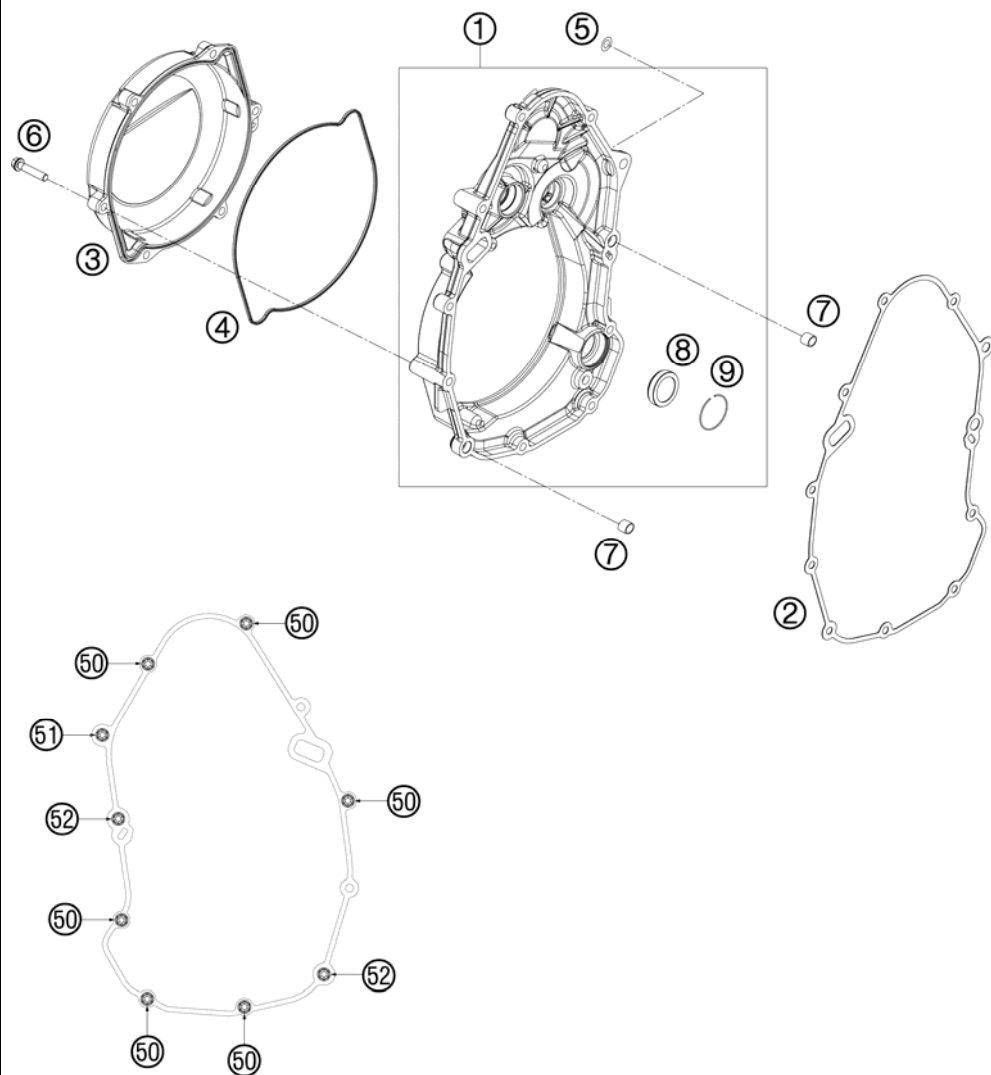


FIG	PART NUMBER	DESCRIPTION	QTY
1*	81230001244	CLUTCH COVER CPL.	1
2	81230025100	CLUTCH COVER GASKET	1
3	81230026100	OUTER CLUTCH COVER	1
4	81230027000	OUTER CLUTCH COVER GASKET	1
5	58030081000	CU-SEAL RING 8 X 14 X 3	1
6	0025060306	HH COLLAR SCREW M6X30 TX30	6
7	49030090000	DOWEL 9,8 X 7 X 10	2
8*	78030095000	OIL LEVEL GLASS 30X8 07	1
9*	61030019050	CIRCLIP OIL LEVEL GLASS 03	2
50	0025060256	HH COLLAR SCREW M6X25 TX30	6
51	78030080000	LOCATING SCREW	1
52	0025060306	HH COLLAR SCREW M6X30 TX30	2

118123020 / C118123020

\* NEW PART

X AS REQUIRED

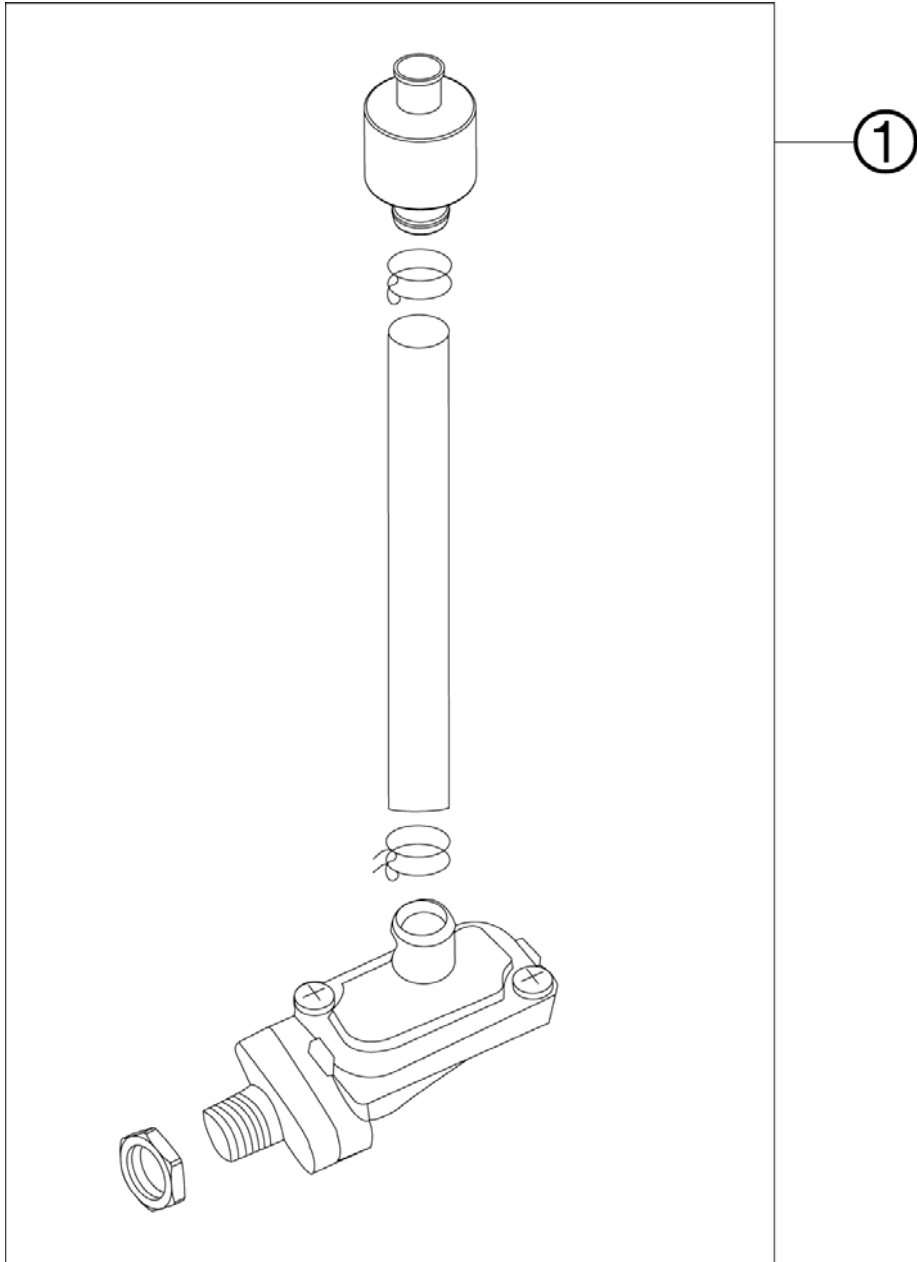


FIG	PART NUMBER	DESCRIPTION	QTY
1	78005024044	SAS-VALVE CPL. ONLY FOR EU	08 1

087803130 / C087803130

\* NEW PART

X AS REQUIRED

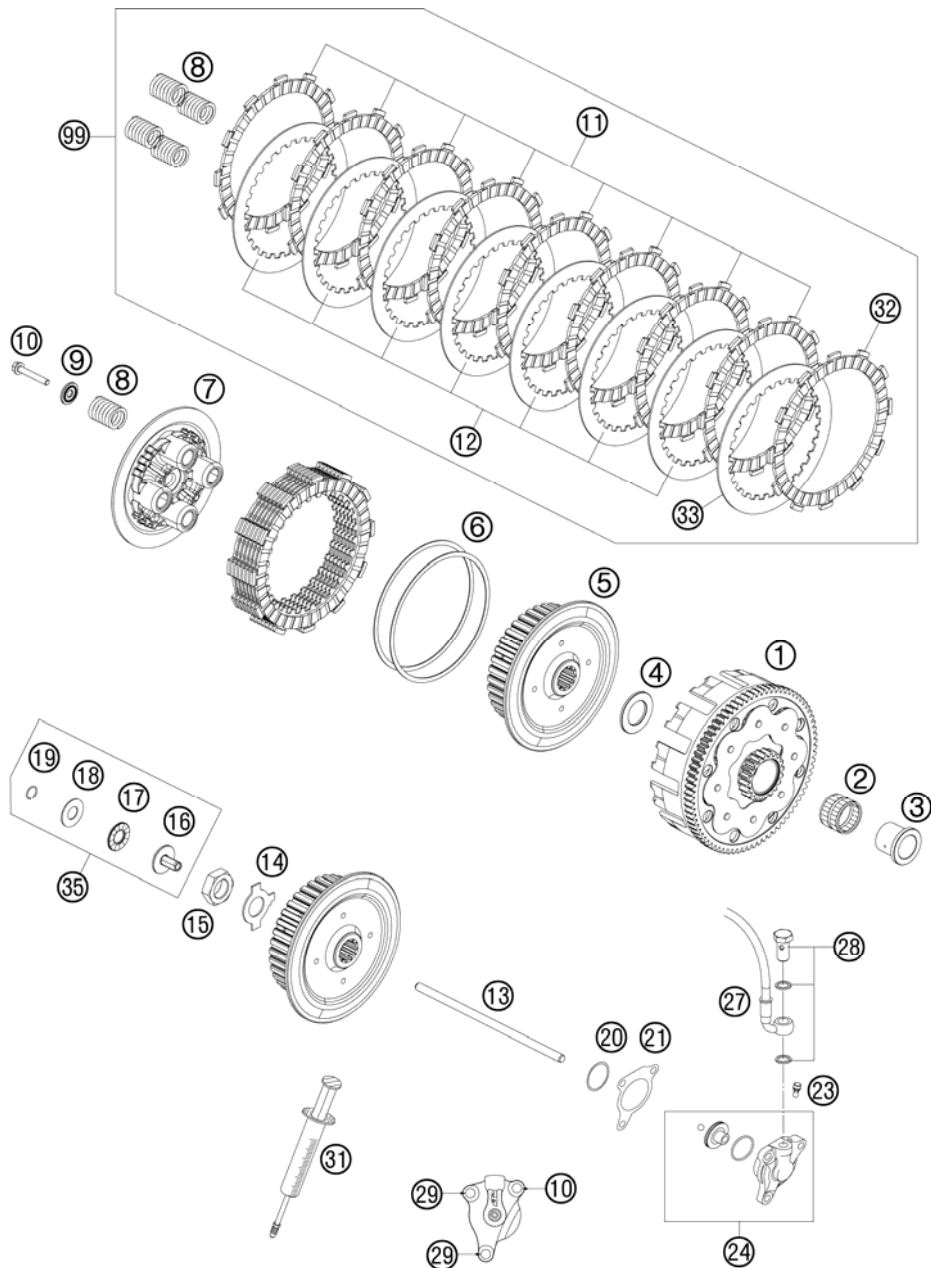


FIG	PART NUMBER	DESCRIPTION	QTY
1	78032001144	CLUTCH CAGE CPL. 2010	1
2	56532095000	NEEDLE BEARING K26X30X22ZW.KSE	1
3	78032015000	INNER RING	1
4	78032020000	STOP DISC 08	1
5	78032002200	INNER CLUTCH HUB	1
6	78032009000	JUDDER SPRING CPL.	1
7	78032003100	PRESSURE PLATE	1
8	78032005000	CLUTCH SPRING 08	4
9	58432081000	WASHER 6,5 X 20 X 2	4
10	0025060306	HH COLLAR SCREW M6X30 TX30	5
11	78032011000	LINING DISC 08	8
12	78032010100	FRICTION PLATE STEEL	7
13	78032054100	PUSH ROD L=186	1
14	77332018000	RETAINING PLATE	1
15	0936181505	HEXAGON NUT DIN0936-M18X1,5 R.	1
16	78032057000	PRESSURE PIECE	1
17	54637097200	AXIAL NEEDLE BEARING AXK 1226	1
18	54637098200	AXIAL WASHER AS1226 12X26X1	1
19	0993012000	CIRCLIP DIN7993-RW12	1
20	0770300015	O-RING 30,00X1,50 NBR 70	1
21	59032065000	GASKET FOR SLAVE CYLINDER	1
23	54732064000	BLEEDER SCREW WITH CAP	1
24	75032061044	OUTPUT CYL. WITH BLEEDER SCREW	1
27	81232063000	CLUTCH PIPE 09	1
28	59032062000	HOLLOW SCREW + COPPER GASKET	1
29	0025060206	HH COLLAR SCREW M6X20 TX30	2
31	50329050000	VENT INJEKTION HYDR. CLUTCH	1
32	78032111100	LINING DISC	1
33	78032010200	STEEL DISC TEMPERED 1,4MM	1
35	78032057044	PRESSURE PIECE CPL. 08	1
99	78032011110	CLUTCH-KIT	x

108123210 / C108123211

\* NEW PART

X AS REQUIRED

# TRANSMISSION I - MAIN SHAFT

HUSABERG FE 450 2011

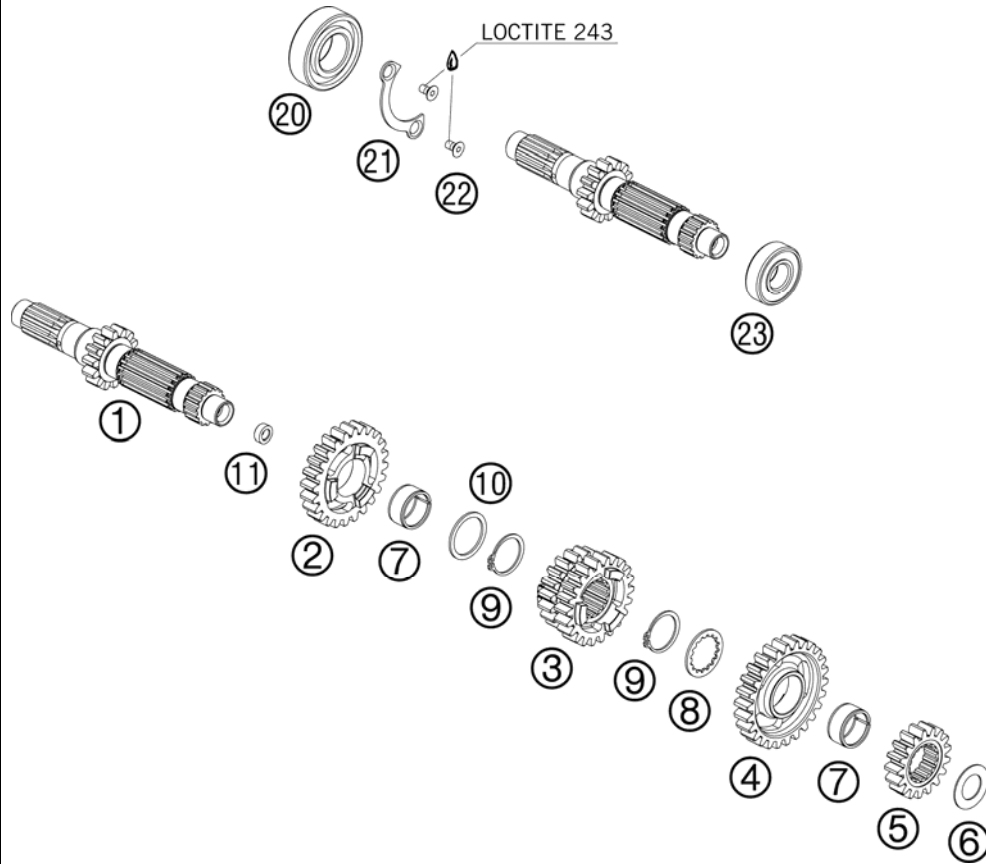


FIG	PART NUMBER	DESCRIPTION	QTY
1	78033001050	MAIN SHAFT 14 T	1
2	78033005100	IDLER GEAR 5. GEAR	1
3	78033003000	SLIDING GEAR 3/4 G.	08 1
4	78033006100	IDLER GEAR 6. GEAR	1
5	78033002000	SOLID GEAR 2.G.	08 1
6	56033030000	STOP DISC 17,2X30X1	1
7	0405222613	NEEDLE BEAR. K 22X26X13 TN	2
8	78033033000	STOP DISK 23 X 32 X 1,5	1
9	0471250120	CIRCLIP DIN0471-25X1,2	2
10	78033031000	STOP DISK 26 X 32 X 1,5	1
11	78033001110	BUSHING	1
20	0625062054	BALL BEARING 6205 C3 NTN	1
21	81233032000	LOCKING PLATE MAIN SHAFT	1
22	0019050103	INT. TORX FLAT HEAD M 5X10 8.8	2
23	0625062036	BALL BEARING 6203 RSH C3	1

098123330 / C108123332

\* NEW PART

X AS REQUIRED

# TRANSMISSION II - COUNTERSHAFT

HUSABERG FE 450 2011



FIG	PART NUMBER	DESCRIPTION	QTY
1	78033010000	COUNTERSHAFT 08	1
2	78033011100	IDLER GEAR 1. GEAR	1
3	78033015000	SLIDING GEAR 5.G. 08	1
4	78033013000	IDLER GEAR 3.G. 08	1
5	78033014000	IDLER GEAR 4.G. 08	1
6	78033016000	SLIDING GEAR 6.G. 08	1
7	78033012100	IDLER GEAR 2. GEAR	1
8	0405222610	% NEEDLE BEARING K 22X26X10 A	3
9	0471250120	CIRCLIP DIN0471-25X1,2	3
10	78033031000	STOP DISK 26 X 32 X 1,5	1
11	78033033000	STOP DISK 23 X 32 X 1,5	2
12	59033080000	SHIM 20X32X1	1
13	0405202612	NEEDLE BEARING K 20X26X12	1
14	56033030000	STOP DISC 17,2X30X1	1
15	0471170015	CIRCLIP DIN 0471-17X1, 5	1
20	0625062035	BALL BEARING 6203 JR2 C3	1
21	78033132000	TAB WASHER BEARING COUNT.SHAFT	1
22	0019050103	INT. TORX FLAT HEAD M 5X10 8.8	2
23	49030023000	CYL.ROLL BEARING NJ205	1
24	0760324571	SHAFT SEAL RING 32X45X7 BSLNBR	1
25	0770020220	O-RING 25,12X1,78 NBR70	1
26	54633014100	SPACER BUSHING 12MM	1
27	50033029013	FRONT SPROCKET 13-T	x
27	50033029014	FRONT SPROCKET 14-T	x
27	50033029015	FRONT SPROCKET 15-T	x
28	59033034044	SCREW 10.9+SPRING WASHER	1

087803360 / C108123362

\* NEW PART

X AS REQUIRED

# SHIFTING MECHANISM

HUSABERG FE 450 2011

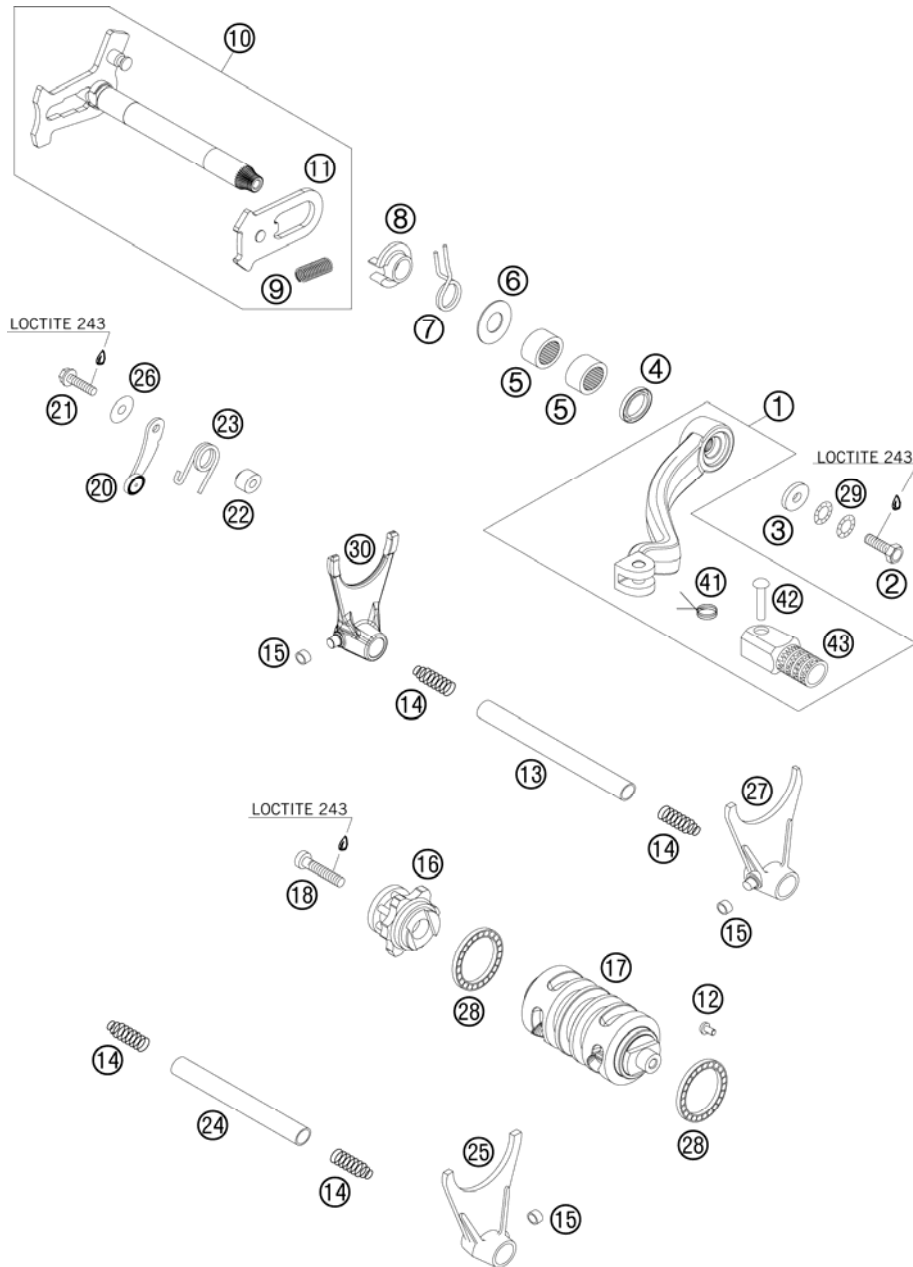


FIG	PART NUMBER	DESCRIPTION	QTY
1	54734031000	SHIFT LEVER CPL. 2-STROKE 2001	1
2	59009062016	SPECIAL SCREW M6X16 WS=8 10.9	1
3	50232050001	STEEL WASHER 6,4X17X3	1
4	0760142460	SHAFT SEAL RING 14X24X6 B	1
5	54632095000	NEEDLE BEAR.HK 1412 14X20X12	2
6	54634050000	STOP DISK 14X30X1	1
7	54634014100	RETURN SPRING 2,2MM '95	1
8	54634020000	SPRING GUIDE	1
9	56534013100	TENSIONING SPRING 0,8MM	1
10	78034005044	SHIFT SHAFT CPL.	1
11	54634008044	SLIDING PLATE CPL.	1
12	0018050103	INT. TORX OVAL HEAD M 5X10 8.8	1
13	78034020000	SHIFT RAIL 11,8X101,5	1
14	58038023200	PRESSURE SPRING 0,9MM	4
15	50334018100	SHIFTING ROLLER 6X8X5,2	3
16	78034015144	SHIFT DRUM LOCATING ALU CPL.	1
17	78034012000	SHIFT ROLLER	1
18	0012060303	AH SCREW DIN6912 M6X30 8.8	1
20	77034024044	LOCKING LEVER CPL. 08	1
21	0025050206	HH COLLAR SCREW M5X20 TX30	1
22	54634052300	SLEEVE FOR LOCKING LEVER	1
23	60034023000	ARRESTING LEVER SPRING 03	1
24	78034019000	SHIFT RAIL 11,8X85	1
25	59034001000	SHIFT FORK 5./6.GEAR 2000	1
26	03490000050	WASHER DIN7349-5X15X2	1
27	59034002000	SHIFT FORK 2./4.GEAR 2000	1
28	0625618050	BALL BEARING 61805 C3	2
29	50233041000	PAIR OF WASHERS M 6 NORDLOCK	1
30	78034003000	SHIFTING FORK 1ST/3RD GEAR	1
41	54634032100	SHIFTING LEVER SPRING 250	1
42	54634031050	BOLT 6X25 FOR SHIFT LEVER	1
43	54634131000	STEP PLATE FOR SHIFT LEVER 250	1

098123410 / C098123410

\* NEW PART

X AS REQUIRED



# WATER PUMP

# HUSABERG FE 450 2011

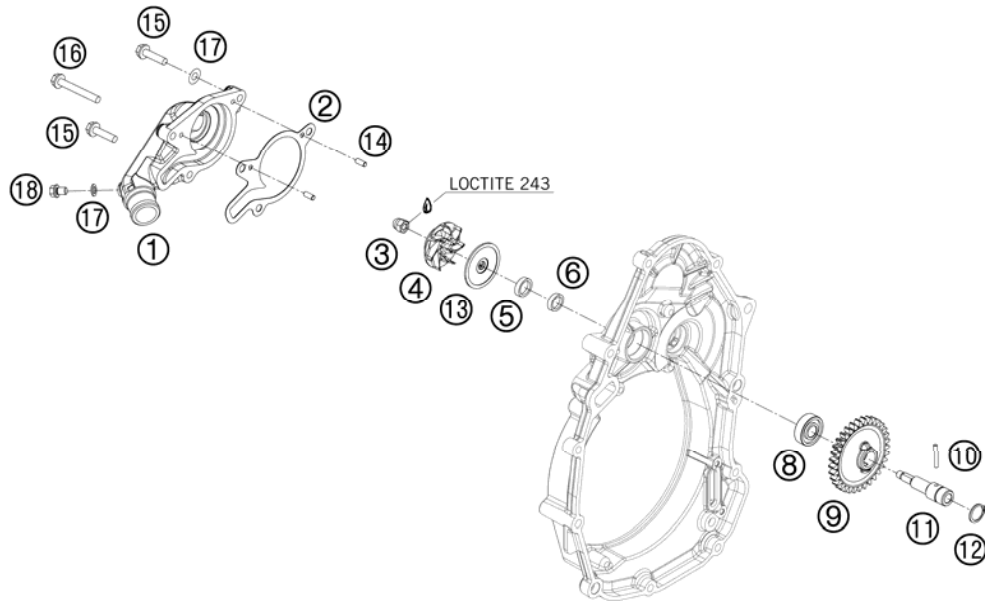


FIG	PART NUMBER	DESCRIPTION	QTY
1	81235052100	WATERPUMP COVER	1
2	81235053200	WATER PUMP COVER GASKET	1
3	0587060002	HH CAP NUT DIN1587-M 6 SS.	1
4	81235055020	WATER PUMP ROTOR	1
5	0760102455	SHAFT SEAL RING 10X24X5,5	1
6	0760102440	SHAFT SEAL RING 10X24X4	1
8	0625060001	BALL BEARING 6000/C3	1
9	78035054001	DRIVE WHEEL WAPU PLASTIC MAT.	1
10	0402032180	NEEDLE ROLLER DIN5402 3X21,8	1
11	81235054100	WATER PUMP SHAFT	1
12	0471140100	LOCK WASHER DINO471-14X1	1
13	81235055110	DISC WATER PUMP	1
14	0402040980	NEEDLE ROL.DIN5402 NRB 4X9,8	2
15	0025060256	HH COLLAR SCREW M6X25 TX30	2
16	0025060556	HH COLLAR SCREW M6X55 TX30	1
17	0603061001	CU-SEAL RING DIN7603-6X10X1	2
18	0025060086	HH COLLAR SCREW M6X8 TX30	1

098123510 / C108123511

\* NEW PART

X AS REQUIRED

# COOLING SYSTEM

# HUSABERG FE 450 2011

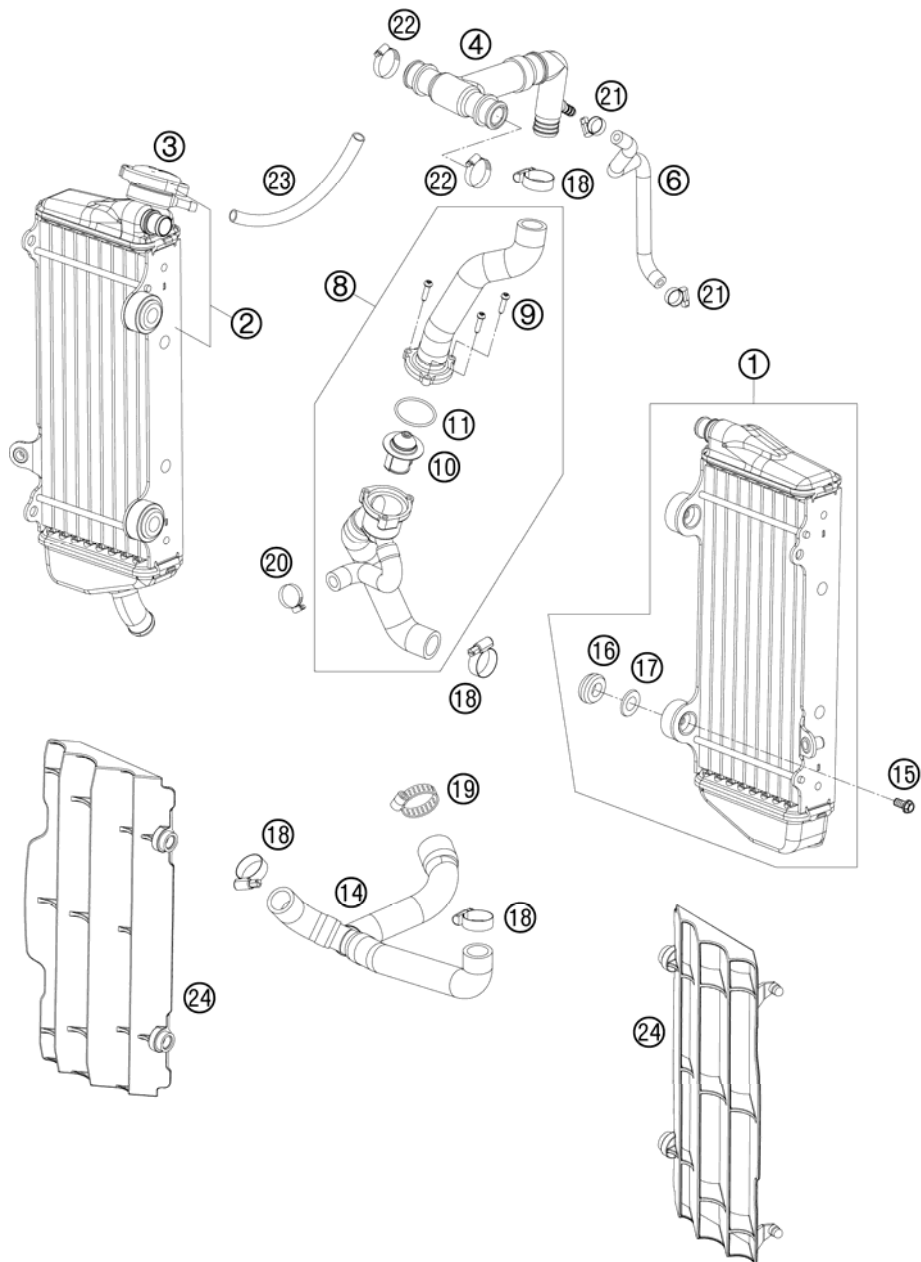


FIG	PART NUMBER	DESCRIPTION	QTY
1	77335007000	RADIATOR L/S "45519U" 07	1
2	78035008000	RADIATOR R/S "45556" 08	1
3	77335016000	RADIATOR CAP SMALL 1,8 BAR	1
4	81235026044	T-CONNECTOR INCL. ANGLE PIECE	1
6	81235029000	BREATHER HOSE	1
8	81235013144	THERMOSTAT WITH COOLER HOSES	1
9	0016040183	SCREW FOR PLASTIC D=4X18	3
11	0770320020	THERMOSTAT 70 DEGREE 04	1
14	81235027033	O-RING 32,00X2,00	1
15	0023060123	RADIATOR HOSE W. Y-CONNECTOR	1
16	41001052000	COLLAR SCREW M6X12 TX	4
17	77335001000	RUBBER SLEEVE D=12MM	4
18	77335001000	WASHER FOR RADIATOR 08	4
19	10001020000	HOSE CLAMP GEMI 16-27	4
20	76235028000	HOSE CLAMP GEMI 20-32 MM	1
21	58335099000	HOSE CLAMP GEMI 10-16	1
22	81235099000	HOSE CLAMP 8-12 NORMA	2
23	42013037400	HOSE CLAMP NORMA 12/24	2
24	55007016001	PVC-HOSE 7X10 PER METER	x
24	7733503400030	RADIATOR PROTECTION BLACK 07	2

098123530 / C108123531

\* NEW PART

X AS REQUIRED

# TIMING DRIVE

HUSABERG FE 450 2011

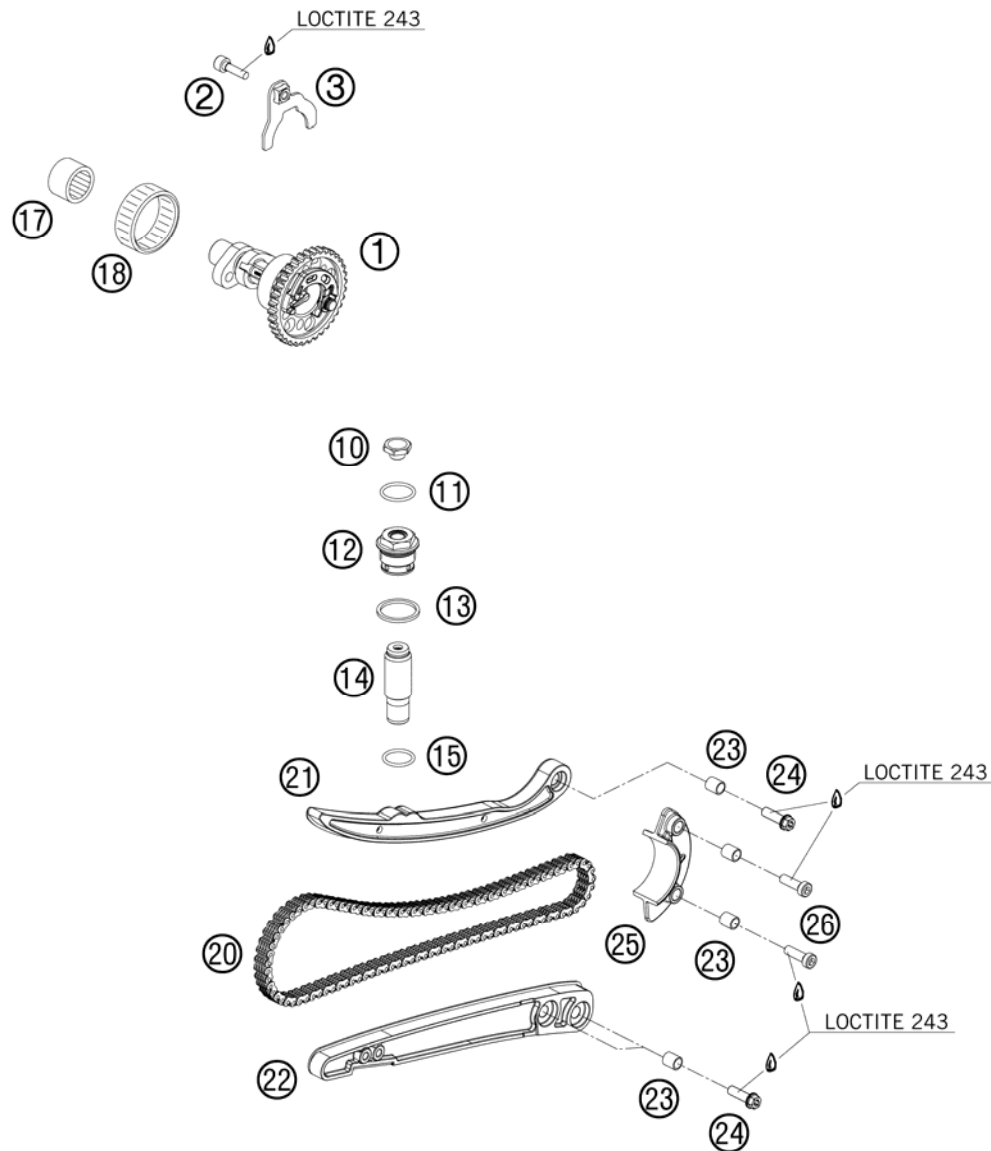


FIG	PART NUMBER	DESCRIPTION	QTY
1	78036010333	CAMSHAFT W. AUTODECO	1
2	0912060208	AH SCREW DIN0912-M 6X20 SS	1
3	78036012033	RETAINING PLATE CAMSHAFT CPL.	1
10	77336008010	HOLDING BOLT	1
11	0770010010	O-RING 10,00X1,00 NBR 70 SH	1
12	78036008100	CHAIN ADJUSTER HOLDING BOLT	1
13	0603242920	CU SEAL-RING DIN7603 A24X29X2	1
14	77036003100	CHAIN ADJUSTER	1
15	0770180020	O-RING 18,00X2,00 NBR 70	1
17	0618182414	NEEDLE SLEEVE HK1814RS18/24/14	1
18	0618404712	NEEDLE SLEEVE HK4012B40X47X12	1
20	78036013000	TIMING CHAIN 110T 08	1
21	81236002000	TENSIONING RAIL	1
22	81236001000	CHAIN GUIDE	1
23	77036001050	SPACER BUSHING 6.1X8.2X9.1 05	5
24	0025060206	HH COLLAR SCREW M6X20 TX30	3
25	81236005000	CHAIN SKIP PROTECTION	1
26	0984060203	AH SCREW DIN6912-M 6X20 8.8	2

098123620 / C108123622

\* NEW PART

X AS REQUIRED

# VALVE DRIVE

HUSABERG FE 450 2011

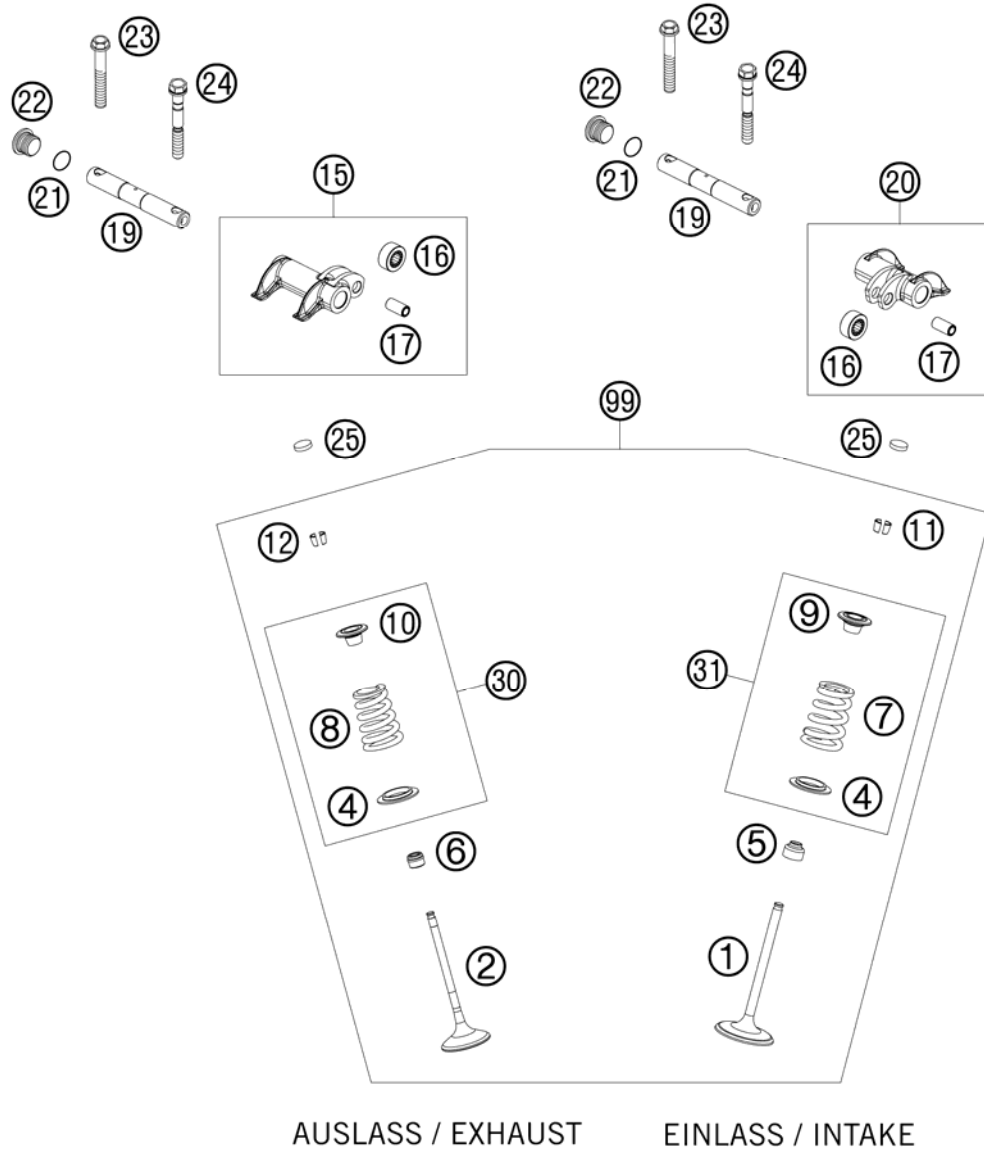


FIG	PART NUMBER	DESCRIPTION	QTY
1	78036030000	INTAKE VALVE	2
2	78036031000	EXHAUST VALVE	2
4	78036136000	VALVE SPRING HOLDER EXHAUST	4
5	59036027000	VALVE-STEM SEALING RACING	2
6	77036027000	VALVE-STEM SEALING 05	2
7	78036028000	VALVE SPRING INTAKE	2
8	78036029000	VALVE SPRING EXHAUST	2
9	78036132200	VALVE SPRING RETAINER INTAKE	2
10	78036032200	VALVE SPRING RETAINER EXHAUST	2
11	78036033000	VALVE COLLET LK 6H	4
12	77036033000	VALVE COLLET 05	4
15	78036061044	ROCKER ARM EXHAUST CPL.	1
16	59036061091	ROCKER ARM ROLLER	2
17	78036061092	BEARING BOLT ROCKER ARM ROLLER	2
19	78036056100	ROCKER ARM SHAFT	2
20	78036060044	ROCKER ARM INTAKE CPL.	1
21	0770110015	O-RING 1,5x11 SILICON	2
22	78036081000	HOLDING BOLT M14X1,5	2
23	77036080000	SPECIAL SCREW M7X40 WS10	2
24	78036080000	FIT BOLT M7X1X55	2
25	60036035200	SHIM D=10/2,00 03	x
25	60036035205	SHIM D=10/2,05 03	x
25	60036035210	SHIM D=10/2,10 03	x
25	60036035215	SHIM D=10/2,15 03	x
25	60036035220	SHIM D=10/2,20 03	x
25	60036035225	SHIM D=10/2,25 03	x
25	60036035230	SHIM D=10/2,30 03	x
25	60036035235	SHIM D=10/2,35 03	x
25	60036035240	SHIM D=10/2,40 03	x
25	60036035245	SHIM D=10/2,45 03	x
25	60036035250	SHIM D=10/2,50 03	x
25	60036035255	SHIM D=10/2,55 03	x
25	60036035310	SHIM D=10/3,10 03	x
25	60036035315	SHIM D=10/3,15 03	x
25	60036035320	SHIM D=10/3,20 03	x

087803610 / C118123610

\* NEW PART

X AS REQUIRED

# VALVE DRIVE

HUSABERG FE 450 2011

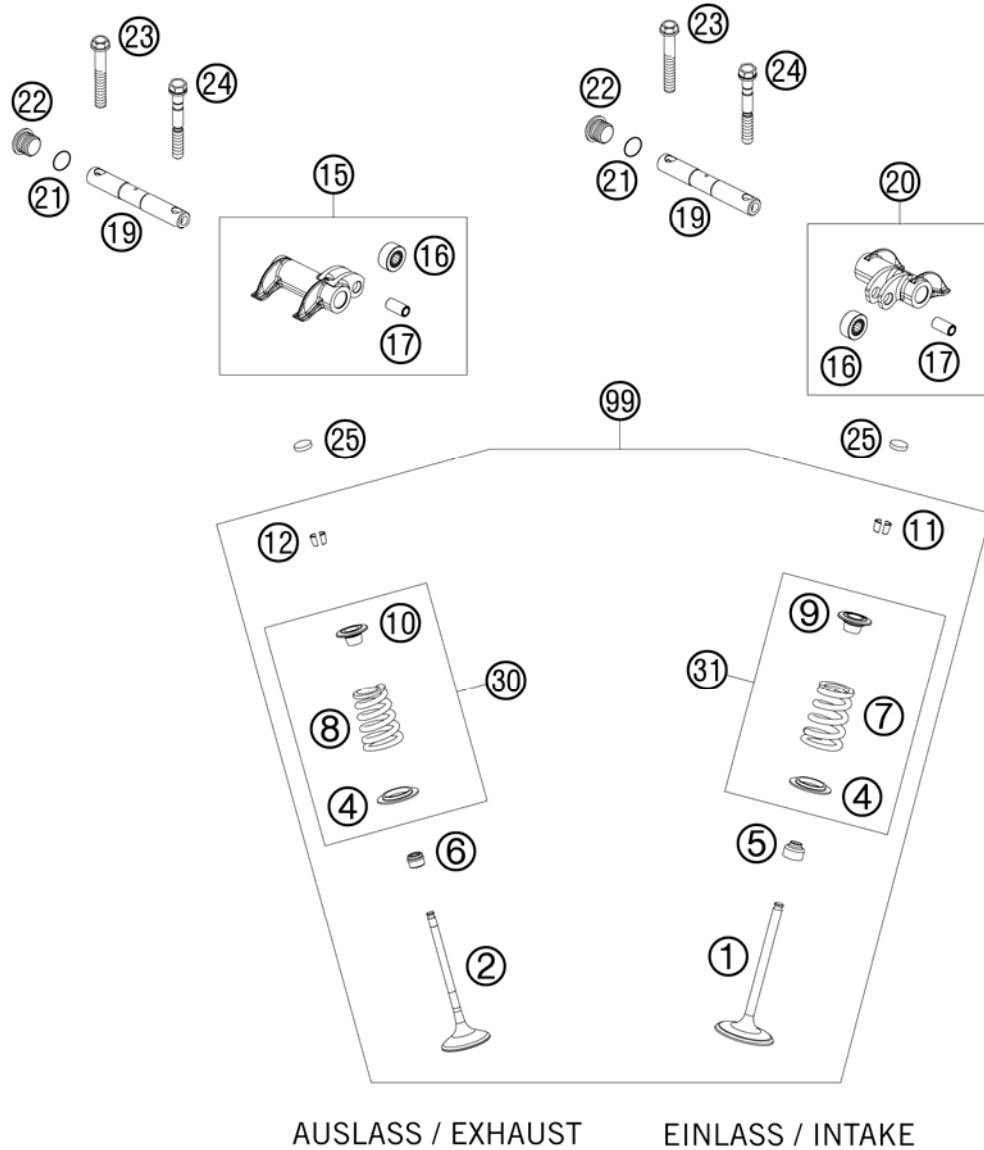


FIG	PART NUMBER	DESCRIPTION	QTY
25	60036035260	SHIM D=10/2,60	03 X
25	60036035265	SHIM D=10/2,65	03 X
25	60036035270	SHIM D=10/2,70	03 X
25	60036035275	SHIM D=10/2,75	03 X
25	60036035280	SHIM D=10/2,80	03 X
25	60036035285	SHIM D=10/2,85	03 X
25	60036035290	SHIM D=10/2,90	03 X
25	60036035295	SHIM D=10/2,95	03 X
25	60036035300	SHIM D=10/3,00	03 X
25	60036035305	SHIM D=10/3,05	03 X
30	78036029144	VALVE SPR.-KIT EX. 450-503 09	2
31	78036028144	VALVE SPR.-KIT INT. 450-530 09	2
99	78036030010	VALVE KIT	X

087803610 / C118123610

\* NEW PART

X AS REQUIRED

# CYLINDER HEAD

# HUSABERG FE 450 2011

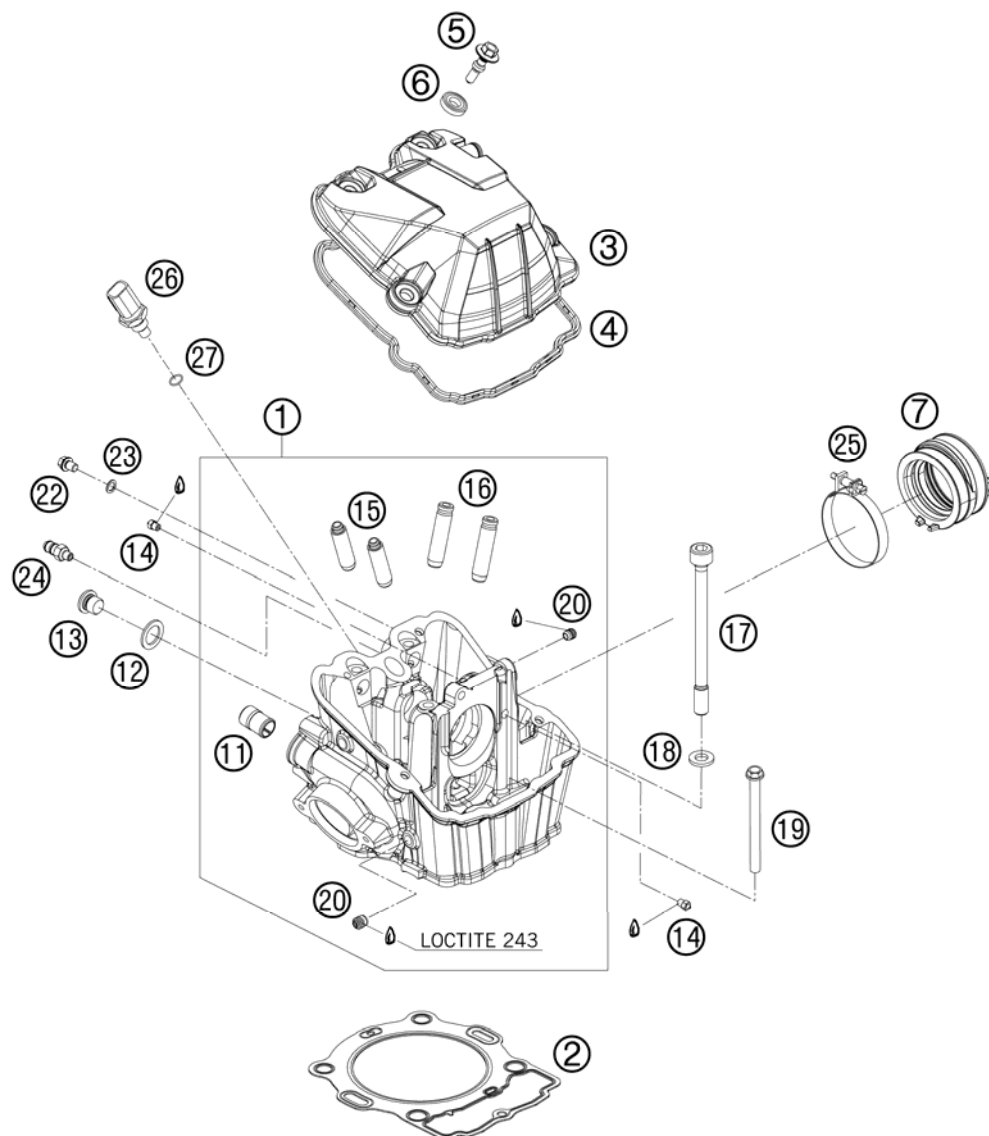


FIG	PART NUMBER	DESCRIPTION	QTY
1	81236020044	CYLINDER HEAD CPL.	1
2	78030036000	CYLINDER HEAD GASKET	08 1
3	7803605200033	VALVE COVER BLACK MATT	1
4	78036053000	VALVE COVER GASKET	1
5	78036054100	VALVE COVER SCREW	4
6	75036052010	DECOUPLING ELEMENT	07 4
7	81236044100	CONNECTION RUBBER EFI	1
11	58030010200	SCREW IN NOZZLE M20X1,5	1
12	58038022000	CU-SEAL RING DIN7603-12X18X1,5	1
13	78036024000	PLUG SCREW SAS M12X1,5	1
14	60030063070	OIL JET 70 M5	2
15	78036026001	VALVE GUIDE EXHAUST	2
16	78036025001	VALVE GUIDE INTAKE	2
17	78030044000	CYL. HEAD SCREW M10X1,25 L=125	4
18	77336089010	WASHER 19X10,5X2,5	4
19	0025060756	HH COLLAR SCREW M6X75 TX30	1
20	59030296000	SCREW PLUG	2
22	0025060086	HH COLLAR SCREW M6X8 TX30	1
23	0603061001	CU-SEAL RING DIN7603-6X10X1	1
24	58336020290	VACUUM CONNECTION M6X1 ALU AH	1
25*	61036047000	HOSE CLAMP GEMI 63MM	05 1
26	60011252000	TEMPERAT.-SENSOR WATER LC8	02 1
27	0770100020	O-RING 10,00X2,00 SILCONE	1

098123630 / C118123630

\* NEW PART

X AS REQUIRED

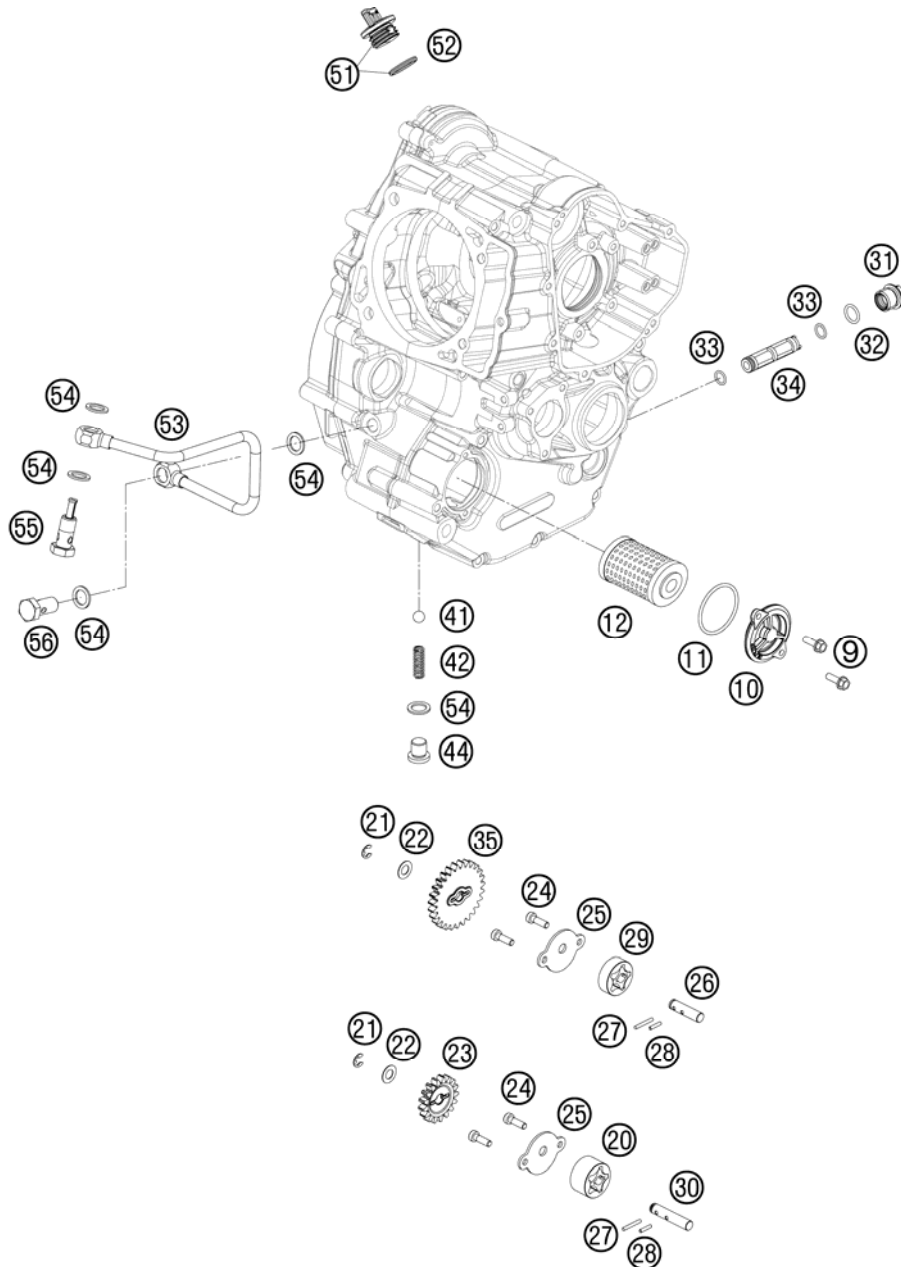


FIG	PART NUMBER	DESCRIPTION	QTY	
	9	0025050166	HH COLLAR SCREW M5X16 TX30	2
	10	75038041200	OILFILTER CAP	1
	11	0770039026	O-RING 39,34X2,62 NBR 70 SH	1
	12	77038005044	OIL FILTER WITH GASKET 06	1
	20	59038011012	OILPUMP ROTOR 12MM G-95R/003	1
	21	0799060000	TAB WASHER DIN6799-RS 6,0	2
	22	58038007755	STOP DISK 8,1 X 15 X 0,5	2
	23	78038001017	OIL PUMP GEAR 17 T	1
	24	0984050123S	CYLIND. SCR. DIN6912 M5X12 8.8	4
	25	81238003000	OIL PUMP COVER	2
	26	78038002000	OIL PUMP SHAFT TRANSM. PUMP	1
	27	0402251980	NEEDLEROL.DIN5402 NRA 2,5X19,8	2
	28	0402251180	NEEDLE ROLLER DIN5402 2,5X11,8	2
	29	59038011010	OILPUMP ROTOR CPL. 10MM G-73R	1
	30	81238102000	OIL PUMP SHAFT DP	1
	31	78038018000	SCREW PLUG M17	1
	32	0770125020	O-RING 12,50X2,00 NBR 70	1
	33	0770090015	O-RING 9X1,5 NBR	2
	34	78038015000	OIL SCREEN 12,5X56,5MM	1
	35	78038001027	OIL PUMP GEAR 27T	1
	41	0401090003	BALL DIN5401-9	1
	42	58038023300	PRESSURE SPRING L=25MM D=1MM	1
	44	0908120153	PLUG DIN0908-M12X1,5	1
	51	58030020100	PLUG CPL. M24X3	1
	52	0770191015	O-RING 19,00X3,00 NBR	1
	53	81238035000	OIL PIPE	1
	54	58038022000	CU-SEAL RING DIN7603-12X18X1,5	5
	55	81238016000	HOLLOW SCREW M12 W. STRAINER	1
	56	0643120243	HOLLOW SCREW DIN7643-8 M12X1,5	1

098123810 / C098123810

\* NEW PART

X AS REQUIRED

# IGNITION SYSTEM

HUSABERG FE 450 2011

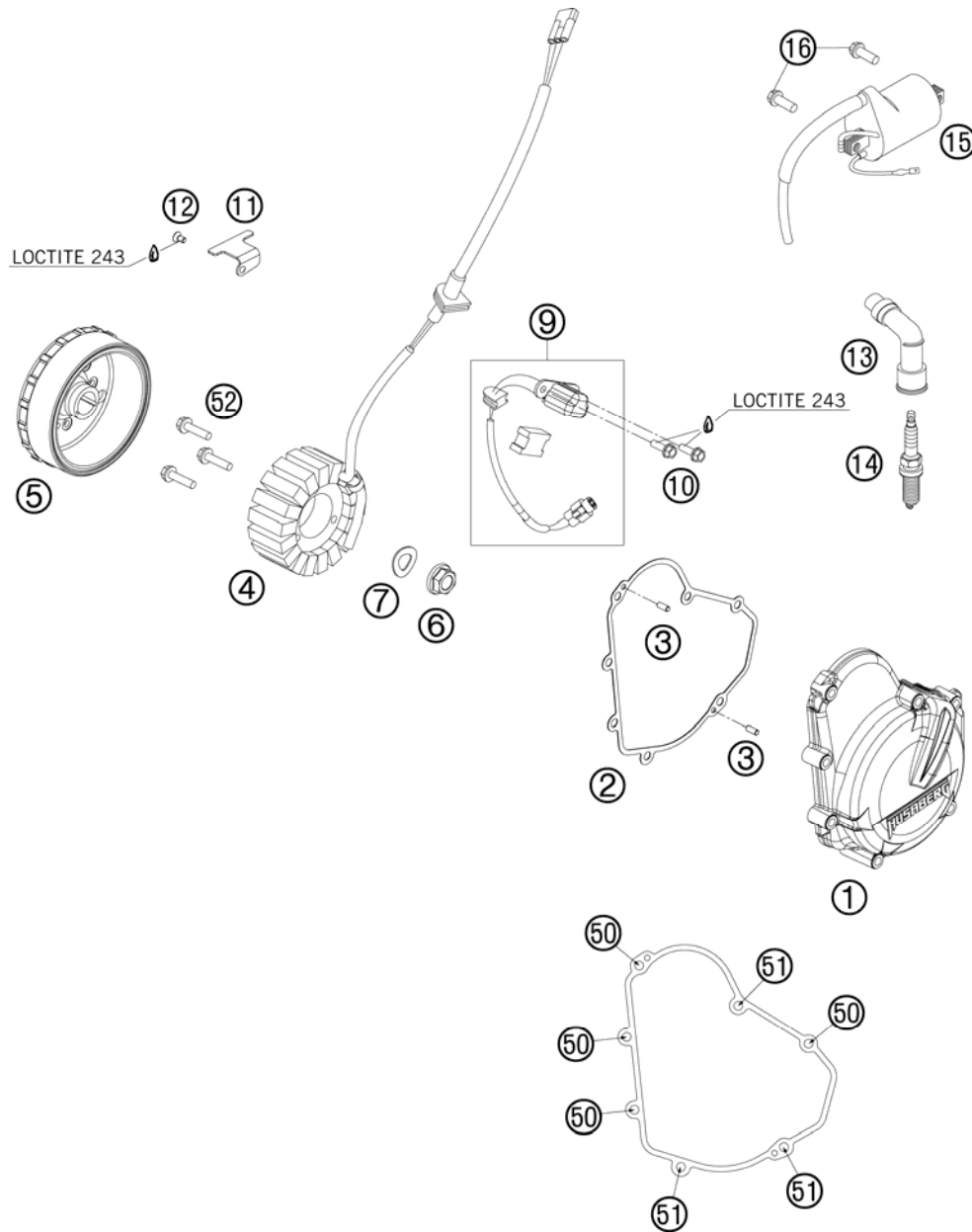


FIG	PART NUMBER	DESCRIPTION	QTY
1	81230002100	IGNITION COVER	1
2	81230040000	IGNITION COVER GASKET	1
3	0402040980	NEEDLE ROL.DIN5402 NRB 4X,8	2
4	83039004000	STATOR	1
5	78039205000	ROTOR EXC 08	1
6	49030021000	COLLAR NUT M12X1 R/S	1
7	0137120000	SPRING WASHER DIN0137-B12	1
9	81239034044	PULSER COIL INCL. ADAPTER	1
10	0025050166	HH COLLAR SCREW M5X16 TX30	2
11	81230002010	RETAINING PLATE	1
12	0991040083S	FLAT HEAD SCREW DIN7991-M 4X8	1
13	78039090000	SPARK PLUG CONNECT. AP-TRS1908	1
14	75039093000	SPARK PLUG M12X1,25 LKAR8AI-9	1
15	58439006000	IGNITIONCOIL IG3826 KOKUSAN'96	1
16	0025060166	HH COLLAR SCREW M6X16 TX30	2
50	0025060306	HH COLLAR SCREW M6X30 TX30	4
51	0025060506	HH COLLAR SCREW M6X50 TX30	3
52	0025050306	HH COLLAR SCREW M5X30 TX30	3

108123910 / C108123911

\* NEW PART

X AS REQUIRED



# ELECTRIC STARTER

HUSABERG FE 450 2011

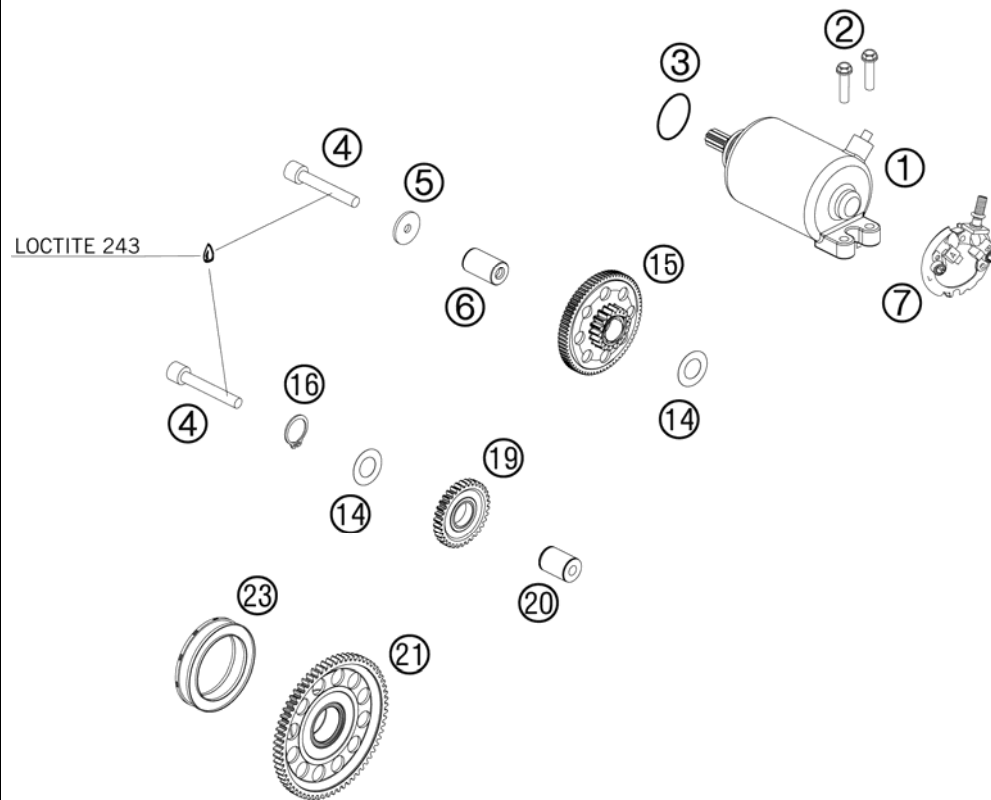


FIG	PART NUMBER	DESCRIPTION	QTY
1	78040001000	E-START. ENGINE CPL. 0,45KW 08	1
2	0025060206	HH COLLAR SCREW M6X20 TX30	2
3	0770020220	O-RING 25,12X1,78 NBR70	1
4	0912060404	AH SCREW DIN0912-M 6X40 A2	2
5	78040016004	STOP DISC 6X23X2	1
6	78040029000	BEARING BOLT	1
7	78040002000	BRUSH HOLDER F. STARTER	1
14	0988172405	SHIM WASHER DIN0988-17X24X0,5	2
15	81240016100	TORQUE LIMITER CPL.	1
16	0471170010	CIRCLIP DIN0471-17X1	1
19	78040022000	IDLER GEAR 30-T CPL.	1
20	78040028000	BUSHING PIN	1
21	78040020133	FREEWHEEL GEAR CPL.	1
23	75040026000	FREE WHEEL	1

098124010 / C098124010

\* NEW PART

X AS REQUIRED

# THROTTLE BODY

HUSABERG FE 450 2011

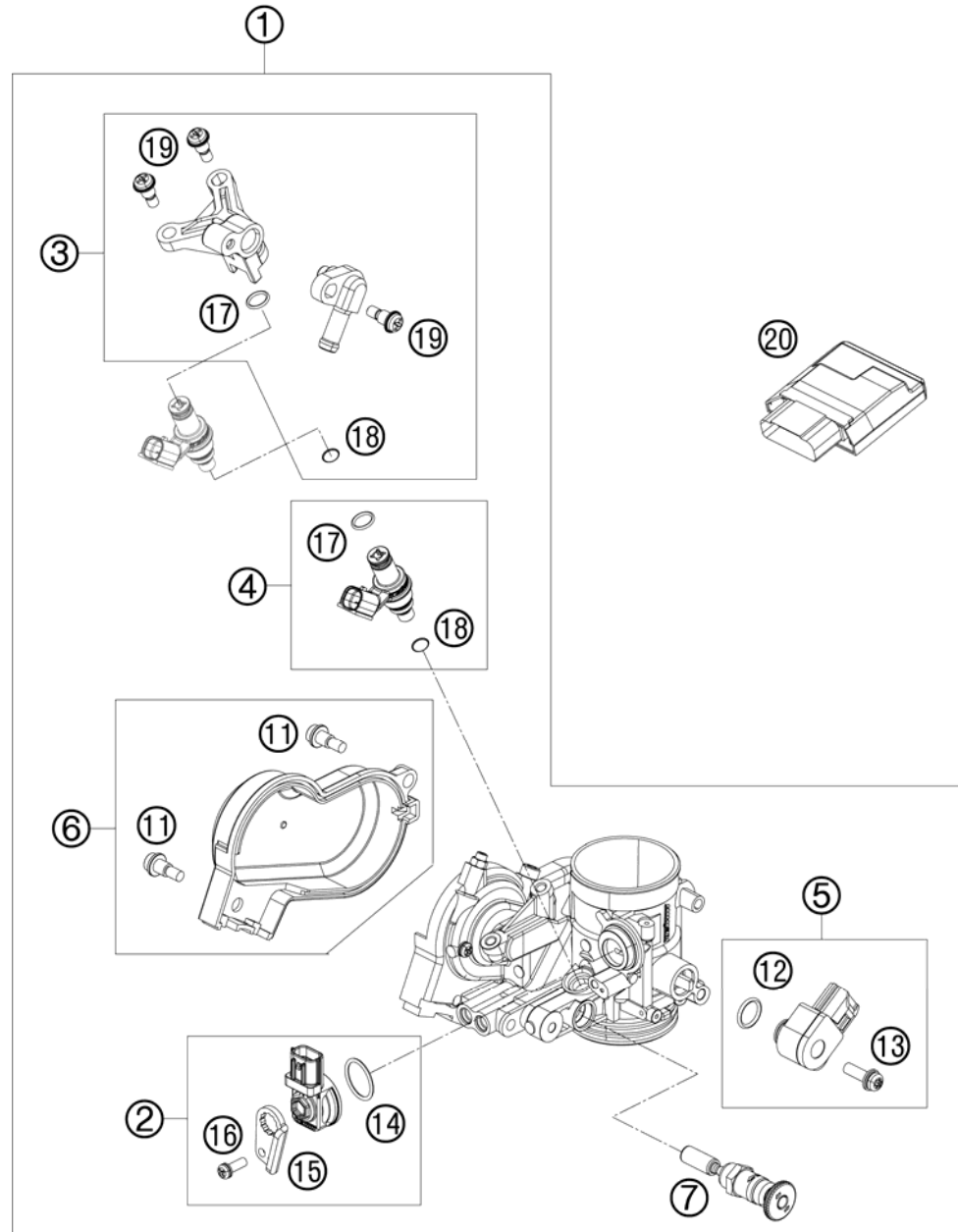


FIG	PART NUMBER	DESCRIPTION	QTY
1	81241001000	THROTTLE BODY	1
1	81241101000	THROTTLE BODY FX ONLY FOR USA	1
2	81241085044	MAP SENSOR CPL.	09 1
3	81241013044	FUEL RAIL CPL.	09 1
4	75041023044	FUEL INJECTOR ASSY SET	07 1
5	81241077044	TPS KPL.	09 1
6	81241056044	THROTTLE COVER CPL.	09 1
7	81241060000	STARTER VALVE COMP.	1
11	81241056020	SPECIAL SCREW AH	2
12	61041077010	O-RING THROTTLE POS. SENSOR	1
13	81241077030	SPECIAL SCREW	1
14	75041085010	O-RING	1
15	81241085020	PLATE	09 1
16	81241085030	SPECIAL SCREW	1
17	75041023020	O-RING	1
18	75041023010	SEAL RING	1
19	75041013010	SCREW SHOULDER	3
20	81241031000	TIMING CHARGER EFI	1

098124110 / C098124110

\* NEW PART

X AS REQUIRED